

a totalien brand

PLUGLINE



**For Testing Pipeline
Use Plugline**



www.plugline.net



export@plugline.net


TOTALIEN ENDUSTRIYEL URUNLER SAN. TIC. LTD. STI. is a company that prioritizes the needs of its customers. As a leading manufacturer and distributor, our aim is to provide premium quality products at competitive prices. Our commitment to delivering exceptional customer service is evident in our ongoing improvement initiatives, which are implemented from both our Istanbul headquarters and our Middle East branch office.

PLUGLINE, a subsidiary of TOTALIEN, specializes in producing and supplying a range of pipeline-related products, including pipe plugs, test plugs, joint testers, packers, and repair and maintenance accessories. PLUGLINE strives to offer cost-effective, high-quality materials for pipeline applications, and has the capability to provide customized solutions for temporary sealing or fluid flow control. Additionally, PLUGLINE offers specialized services for leak testing and flow bypassing, as well as blocking the ends of pipes to protect against the intrusion of dirt and other contaminants during pipeline construction, maintenance, or repair.

Our user-friendly platform allows you to access product information at any time and from any place, without the need for time-consuming quotes. With a vast selection of products and the ability to customize and diversify our offerings, you can be confident in finding the right solutions for your business. Our team of dedicated engineers provides comprehensive support throughout the entire project, from design to installation and testing. With a professional, large-scale production facility, we are equipped to handle all of your needs with expertise and care.

PLUGLINE is dedicated to delivering its products to customers across Europe, North Africa, and the Middle East in a timely and affordable manner. To achieve this, we utilize innovative shipping solutions, such as CIF, DAP, DDP, EXW, and on-site services, to minimize lead times and maximize affordability.

At PLUGLINE, we have a clear vision and mission. Our goal is to exceed customer expectations through innovative product development and a proactive approach to meeting their needs. We are committed to providing the best solutions at a competitive price, ensuring that our products meet the highest quality standards, are delivered on-time, and are reliable. Our steadfast belief in honesty and integrity forms the cornerstone of our relationship with our customers, and our mission is to consistently deliver on our commitments and be a trusted partner to our valued clients.



**INFLATABLE PIPE STOPPERS SERIES
INFLATABLE PIPE TEST PLUGS SERIES**

Inflatable Pipe Stoppers	3-4
Inflatable Pipe Test Plugs	5-6-7-8
Multi Size Metal Core Bypass Stoppers	9
Multi Size Metal Core Pipe Test Plugs	10
Inflatable Small Pipe Stoppers	11
Inflatable Small Pipe Test Plugs	12
Inflatable Medium Size Pipe Stoppers	13
Inflatable Medium Pipe Test Plugs	13
Inflatable Pipe Stoppers With Conical End	14

**INFLATABLE HIGH PRESSURE PIPE STOPPERS
INFLATABLE HIGH PRESSURE PIPE TEST PLUGS**

Inflatable High Pressure Pipe Stoppers	17-18
Inflatable High Pressure Pipe Test Plugs	19-20

**INFLATABLE GAS BALLOON
PLUGS**

Inflatable Gas Balloon Plugs	23-24-25-26
------------------------------	-------------

**CONE PIPE STOPPERS
CONE PIPE TEST PLUGS**

Cone Pipe Stoppers	29
Cone Pipe Test Plugs	30

**INFLATABLE PILLOW PIPE STOPPERS
INFLATABLE PILLOW PIPE TEST PLUGS**

Inflatable Pillow Pipe Stoppers	33
Inflatable Pillow Pipe Test Plugs	34

JOINT TESTERS

Joint Testers	37
Low Pressure Joint Testers	38
Medium Pressure Joint Testers	39
High Pressure Joint Testers	40
Ultra High Pressure Joint Testers	41-42

REHABILITATION POINT REPAIR PACKERS

Multi Size Bendy Packers	45-46
Multi Size Lateral Packers	47 - 48 - 49
Wide Multi Size Lateral Packers	50 - 51 - 52
Flexible Bypass Packers	53- 54
Corner Repair Packers	55- 56
Pillow Type Packers	57
Pillow Type Packers With Bypass	58

**MECHANICAL PIPE PLUGS
MECHANICAL PIPE TEST PLUGS**

High Pressure Aluminium Pipe Test Plugs	61
High Pressure Aluminium Tensioner Pipe Test Plugs	62
Steel Test Plugs	63-64
Multifix Steel Test Plugs	65-66
Mechanical Pipe Plugs	67
Mechanical Pipe Test Plugs	68
Aluminium Mechanical Pipe Plugs	69
Aluminium Mechanical Pipe Test Plugs	70
Mechanical Double Seal Pipe Plugs	71
Mechanical Double Seal Pipe Test Plugs	72
Aluminium Double Seal Pipe Plugs	73
Aluminium Double Seal Pipe Test Plugs	74
High Pressure Double Seal Pipe Plugs	75
High Pressure Double Seal Pipe Test Plugs	76

**MULTI SIZE MANHOLE PIPE TEST
PLUGS LOW BACK PRESSURE PIPE TEST
PLUGS**

Multi Size Manhole Pipe Test Plugs	79
Low Back Pressure Pipe Test Plugs	80

**INFLATABLE LIFTING BAGS
INFLATABLE LEAK SEALING
BAGS**

Inflatable Lifting Bag	83-86
------------------------	-------

PROTECTIVE SLEEVES

Protective Sleeves	89-90
Accessories	92-93-94
Application Setch	95-96-97

CPUGLINE

**INFLATABLE
PIPE STOPPERS
SERIES**

**INFLATABLE
PIPE TEST
PLUGS SERIES**

INFLATABLE PIPE STOPPERS

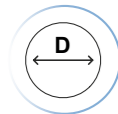
INFLATABLE PIPE STOPPERS



**Customizable - Modified
Upon Customers Needs**

Product Description

Inflatable Pipe Stoppers are designed for efficient and dependable sealing and blockage of sewers, pipelines, gullies, and drainages during maintenance, repairs, and failures, as well as for leak checks using hydrostatic testing. Another prominent application of pipe stoppers is to restrict water, gases, construction waste, dust, rats, and rodents from getting into newly constructed pipelines. They can also be used to block off sections of a pipe during repair or maintenance work, ensuring safety and efficiency.



20mm to
4200mm



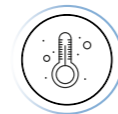
Working Pressure
1,5 and 2,5 Bar



Back Pressure
0,5 and 1 Bar



Material
Choice



-40/+70 °C



Corrosion
Resistant



Safe
Operation



Light
Weight

What is the Meaning of Back Pressure?

The fluid is directed to flow from the high pressure section to the low pressure section due to the pressure difference between the two ends of a pipeline. Back pressure is a resistance to directed flow, it means, applying opposite force in directed fluid flow through pipes. If we want to sample the back pressure, it is that the height of 5 meters of water in the pipe causes a back pressure of 0.5 Bar. In this example, the stopper must have a back pressure of 0.5 Bar to block the pipe.



INFLATABLE PIPE STOPPERS (1,5 bar/21,75 psi)

Product Code	Nominal Size (mm)	Min. Pipe Inner Dia. to be tested (mm/inch)	Max. Pipe Inner Dia. to be tested (mm/inch)	Max. Working Pressure (bar/psi)	Back Pressure (bar/psi)	Product Diameter (mm/inch)	Total Length of Product (mm/inch)	Product Weight (kg/lbs)
IPS50100/1,5	50-100	45mm/1,77"	100mm/3,93"	1,5bar/21,75psi	0,5bar/7,25psi	45mm/1,77"	330mm/12,99"	0,4kg/0,88lbs
IPS70150/1,5	70-150	70mm/2,75"	150mm/5,90"	1,5bar/21,75psi	0,5bar/7,25psi	64mm/2,51"	370mm/14,56"	0,6kg/1,32lbs
IPS100200/1,5	100-200	100mm/3,93"	200mm/7,87"	1,5bar/21,75psi	0,5bar/7,25psi	88mm/3,46"	550mm/21,65"	1,0kg/2,20lbs
IPS150300/1,5	150-300	150mm/5,90"	300mm/11,81"	1,5bar/21,75psi	0,5bar/7,25psi	138mm/5,43"	550mm/21,65"	1,2kg/2,64lbs
IPS200400/1,5	200-400	200mm/7,87"	400mm/15,74"	1,5bar/21,75psi	0,5bar/7,25psi	185mm/7,28"	650mm/25,59"	3,4kg/7,49lbs
IPS200500/1,5	200-500	200mm/7,87"	500mm/19,68"	1,5bar/21,75psi	0,5bar/7,25psi	185mm/7,28"	800mm/31,49"	3,7kg/8,15lbs
IPS300600/1,5	300-600	300mm/11,81"	600mm/23,62"	1,5bar/21,75psi	0,5bar/7,25psi	285mm/11,22"	850mm/33,46"	6,6kg/14,55lbs
IPS375750/1,5	375-750	375mm/14,76"	750mm/29,52"	1,5bar/21,75psi	0,5bar/7,25psi	360mm/14,17"	1000mm/39,37"	9,4kg/20,72lbs
IPS5001000/1,5	500-1000	500mm/19,68"	1000mm/39,37"	1,5bar/21,75psi	0,5bar/7,25psi	485mm/19,09"	1150mm/45,27"	21,3kg/46,95lbs
IPS6001200/1,5	600-1200	600mm/23,62"	1200mm/47,24"	1,5bar/21,75psi	0,5bar/7,25psi	585mm/23,03"	1300mm/51,18"	25,5kg/56,21lbs
IPS5001200/1,5	500-1200	500mm/19,68"	1200mm/47,24"	1,5bar/21,75psi	0,5bar/7,25psi	485mm/19,09"	1400mm/55,11"	28,0kg/61,72lbs
IPS5001400/1,5	500-1400	500mm/19,68"	1400mm/55,11"	1,5bar/21,75psi	0,5bar/7,25psi	485mm/19,09"	1900mm/74,80"	35,5kg/78,26lbs
IPS6001600/1,5	600-1600	600mm/23,62"	1600mm/62,99"	1,5bar/21,75psi	0,5bar/7,25psi	575mm/22,63"	1900mm/74,80"	35,5kg/78,26lbs
IPS8001600/1,5	800-1600	800mm/31,49"	1600mm/62,99"	1,5bar/21,75psi	0,5bar/7,25psi	780mm/30,70"	1600mm/62,99"	46,0kg/101,41lbs
IPS8002000/1,5	800-2000	800mm/31,49"	2000mm/78,74"	1,5bar/21,75psi	0,5bar/7,25psi	780mm/30,70"	3200mm/125,98"	75,0kg/165,34lbs
IPS8002200/1,5	800-2200	800mm/31,49"	2200mm/86,61"	1,5bar/21,75psi	0,5bar/7,25psi	780mm/30,70"	3200mm/125,98"	75,0kg/165,34lbs
IPS12002400/1,5	1200-2400	1200mm/47,24"	2400mm/94,48"	1,5bar/21,75psi	0,5bar/7,25psi	1180mm/46,45"	3000mm/118,11"	170,0kg/374,68lbs
IPS12002800/1,5	1200-2800	1200mm/47,24"	2800mm/110,23"	1,5bar/21,75psi	0,5bar/7,25psi	1180mm/46,45"	4000mm/157,48"	205,0kg/451,82lbs
IPS18003600/1,5	1800-3600	1800mm/70,87"	3600mm/141,73"	1,5bar/21,75psi	0,5bar/7,25psi	1780mm/70,08"	4000mm/157,48"	400,0kg/881,83lbs
IPS18004200/1,5	1800-4200	1800mm/70,87"	4200mm/165,35"	1,5bar/21,75psi	0,5bar/7,25psi	1780mm/70,08"	6000mm/236,22"	500,0kg/1102,0lbs

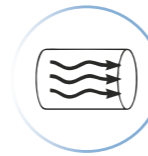
INFLATABLE PIPE STOPPERS (2,5 bar/36,25 psi)

Product Code	Nominal Size (mm)	Min. Pipe Inner Dia. to be tested (mm/inch)	Max. Pipe Inner Dia. to be tested (mm/inch)	Max. Working Pressure (bar/psi)	Back Pressure (bar/psi)	Product Diameter (mm/inch)	Total Length of Product (mm/inch)	Product Weight (kg/lbs)
IPS2040/2,5	20-40	20mm/0,78"	40mm/1,57"	2,5bar/36,25psi	1,0bar/14,50psi	18mm/0,70"	100mm/3,93"	0,12kg/0,26lbs
IPS2550/2,5	25-50	25mm/0,98"	50mm/1,96"	2,5bar/36,25psi	1,0bar/14,50psi	22mm/0,86"	110mm/4,33"	0,5kg/1,1lbs
IPS3570/2,5	35-70	35mm/1,37"	70mm/2,75"	2,5bar/36,25psi	1,0bar/14,50psi	33mm/1,29"	300mm/11,81"	0,2kg/0,44lbs
IPS50100/2,5	50-100	50mm/1,96"	100mm/3,93"	2,5bar/36,25psi	1,0bar/14,50psi	45mm/1,77"	330mm/12,99"	0,4kg/0,88lbs
IPS70150/2,5	70-150	70mm/2,75"	150mm/5,90"	2,5bar/36,25psi	1,0bar/14,50psi	64mm/2,51"	370mm/14,56"	0,6kg/1,32lbs
IPS100200/2,5	100-200	100mm/3,93"	200mm/7,87"	2,5bar/36,25psi	1,0bar/14,50psi	88mm/3,46"	550mm/21,65"	1,0kg/2,20lbs
IPS150300/2,5	150-300	150mm/5,90"	300mm/11,81"	2,5bar/36,25psi	1,0bar/14,50psi	138mm/5,43"	550mm/21,65"	1,2kg/2,64lbs
IPS200400/2,5	200-400	200mm/7,87"	400mm/15,74"	2,5bar/36,25psi	1,0bar/14,50psi	185mm/7,28"	650mm/25,59"	3,6kg/7,93lbs
IPS200500/2,5	200-500	200mm/7,87"	500mm/19,68"	2,5bar/36,25psi	1,0bar/14,50psi	185mm/7,28"	800mm/31,49"	3,9kg/8,58lbs
IPS300600/2,5	300-600	300mm/11,81"	600mm/23,62"	2,5bar/36,25psi	1,0bar/14,50psi	285mm/11,22"	850mm/33,46"	7,0kg/15,43lbs
IPS375750/2,5	375-750	375mm/14,76"	750mm/29,52"	2,5bar/36,25psi	1,0bar/14,50psi	360mm/14,17"	1000mm/39,37"	9,7kg/21,38lbs
IPS500800/2,5	500-800	500mm/19,68"	800mm/31,49"	2,5bar/36,25psi	1,0bar/14,50psi	485mm/19,09"	1000mm/39,37"	21,0kg/46,29lbs
IPS5001000/2,5	500-1000	500mm/19,68"	1000mm/39,37"	2,5bar/36,25psi	1,0bar/14,50psi	485mm/19,09"	1150mm/45,27"	22,0kg/48,50lbs
IPS6001200/2,5	600-1200	600mm/23,62"	1200mm/47,24"	2,5bar/36,25psi	1,0bar/14,50psi	585mm/23,03"	1300mm/51,18"	26,0kg/57,32lbs
IPS5001400/2,5	500-1400	500mm/19,68"	1400mm/55,11"	2,5bar/36,25psi	1,0bar/14,50psi	485mm/19,09"	1900mm/74,80"	35,0kg/77,16lbs
IPS8001600/2,5	800-1600	800mm/31,49"	1600mm/62,99"	2,5bar/36,25psi	1,0bar/14,50psi	780mm/30,70"	1800mm/70,86"	35,0kg/77,16lbs
IPS12002400/2,5	1200-2400	1200mm/47,24"	2400mm/94,48"	2,5bar/36,25psi	1,0bar/14,50psi	1180mm/46,45"	3000mm/118,11"	240,0kg/528,96lbs
IPS12002800/2,5	1200-2800	1200mm/47,24"	2800mm/110,23"	2,5bar/36,25psi	1,0bar/14,50psi	1180mm/46,45"	4000mm/157,48"	280,0kg/617,12lbs
IPS18003600/2,5	1800-3600	1800mm/70,87"	3600mm/141,73"	2,5bar/36,25psi	1,0bar/14,50psi	1780mm/70,08"	4000mm/157,48"	420,0kg/925,68lbs
IPS18004200/2,5	1800-4200	1800mm/70,87"	4200mm/165,35"	2,5bar/36,25psi	1,0bar/14,50psi	1780mm/70,08"	6000mm/236,22"	530,0kg/1168,12lbs

INFLATABLE PIPE TEST PLUGS



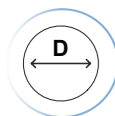
Customizable -
Modified Upon
Customers Needs



With
Bypass

Product Description

Inflatable Pipe Test Plugs (ITP) are used to repair, maintain, or test leaks in newly constructed or refurbished pipelines. Test plugs are frequently used to divert the flow to inspect, maintain, modify, or repair pipes. Used in both small and large diameter pipes, and can be customized to fit specific dimensions of the pipe being tested. They are a versatile and cost-effective solution for pipeline maintenance and testing.



35mm to
4200mm



Working Pressure
1,5 and 2,5 Bar



Back Pressure
0,5 and 1 Bar



Material
Choice



-40/+70 °C



Corrosion
Resistant



Safe
Operation



Light
Weight



INFLATABLE PIPE TEST PLUGS

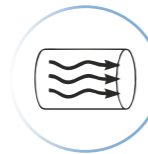
INFLATABLE PIPE TEST PLUGS (1,5 bar/21,75 psi) / BACK PRESSURE (0,5 bar/7,25 psi)

Product Code	Nominal Size (mm)	Min. Pipe Inner Dia. to be tested (mm/inch)	Max. Pipe Inner Dia. to be tested (mm/inch)	Max. Working Pressure (bar/psi)	Product Diameter (mm/inch)	Total Length of Product (mm/inch)	Bypass Diameter (mm/inch)	Product Weight (kg/lbs)
ITP50100A/1,5	50-100	50mm/1,96"	100mm/3,93"	1,5bar/21,75psi	45mm/1,77"	330mm/12,99"	6,35mm/1/4"	1,0kg/2,20lbs
ITP50100B/1,5	50-100	50mm/1,96"	100mm/3,93"	1,5bar/21,75psi	45mm/1,77"	330mm/12,99"	2x3,17mm/2x1/8"	1,2kg/2,64lbs
ITP70150A/1,5	70-150	70mm/2,75"	150mm/5,90"	1,5bar/21,75psi	64mm/2,51"	400mm/15,74"	12,70mm/1/2"	1,2kg/2,64lbs
ITP70150B/1,5	70-150	70mm/2,75"	150mm/5,90"	1,5bar/21,75psi	64mm/2,51"	400mm/15,74"	2x6,35mm/2x1/4"	1,3kg/2,86lbs
ITP100200A/1,5	100-200	100mm/3,93"	200mm/7,87"	1,5bar/21,75psi	88mm/3,46"	500mm/19,68"	25,40mm/1"	1,8kg/3,86lbs
ITP100200B/1,5	100-200	100mm/3,93"	200mm/7,87"	1,5bar/21,75psi	88mm/3,46"	500mm/19,68"	2x12,70mm/2x1/2"	1,9kg/4,18lbs
ITP150300A/1,5	150-300	150mm/5,90"	300mm/11,81"	1,5bar/21,75psi	138mm/5,43"	580mm/22,83"	50,80mm/2"	4,0kg/8,81lbs
ITP150300B/1,5	150-300	150mm/5,90"	300mm/11,81"	1,5bar/21,75psi	138mm/5,43"	580mm/22,83"	25,40mm/1"+ 12,70mm 1/2"	4,2kg/9,25lbs
ITP200400A/1,5	200-400	200mm/7,87"	400mm/15,74"	1,5bar/21,75psi	185mm/7,28"	680mm/26,77"	50,80mm/2"	7,2kg/15,87lbs
ITP200400B/1,5	200-400	200mm/7,87"	400mm/15,74"	1,5bar/21,75psi	185mm/7,28"	680mm/26,77"	2x25,40mm/2x1"	7,4kg/16,31lbs
ITP200500A/1,5	200-500	200mm/7,87"	500mm/19,68"	1,5bar/21,75psi	185mm/7,28"	820mm/32,28"	50,80mm/2"	8,0kg/17,63lbs
ITP200500B/1,5	200-500	200mm/7,87"	500mm/19,68"	1,5bar/21,75psi	185mm/7,28"	820mm/32,28"	2x25,40mm/2x1"	9,0kg/19,84lbs
ITP300600A/1,5	300-600	300mm/11,81"	600mm/23,62"	1,5bar/21,75psi	285mm/11,22"	800mm/31,49"	50,80mm/2"	11,0kg/24,25lbs
ITP300600B/1,5	300-600	300mm/11,81"	600mm/23,62"	1,5bar/21,75psi	285mm/11,22"	800mm/31,49"	2x50,80mm/2x2"	11,7kg/25,79lbs
ITP300600C/1,5	300-600	300mm/11,81"	600mm/23,62"	1,5bar/21,75psi	285mm/11,22"	800mm/31,49"	76,20mm/3"	11,0kg/24,25lbs
ITP375750A/1,5	375-750	375mm/14,76"	750mm/29,52"	1,5bar/21,75psi	355mm/13,97"	1000mm/39,37"	50,80mm/2"	18,0kg/39,68lbs
ITP375750B/1,5	375-750	375mm/14,76"	750mm/29,52"	1,5bar/21,75psi	355mm/13,97"	1000mm/39,37"	2x50,80mm/2x2"	20,0kg/44,09lbs
ITP375750C/1,5	375-750	375mm/14,76"	750mm/29,52"	1,5bar/21,75psi	355mm/13,97"	1000mm/39,37"	76,20mm/3"	21,0kg/46,30lbs
ITP5001000A/1,5	500-1000	500mm/19,68"	1000mm/39,37"	1,5bar/21,75psi	480mm/18,89"	1050mm/41,33"	50,80mm/2"	27,0kg/59,52lbs
ITP5001000B/1,5	500-1000	500mm/19,68"	1000mm/39,37"	1,5bar/21,75psi	480mm/18,89"	1050mm/41,33"	2x50,80mm/2x2"	28,0kg/61,72lbs
ITP5001000C/1,5	500-1000	500mm/19,68"	1000mm/39,37"	1,5bar/21,75psi	480mm/18,89"	1050mm/41,33"	101,60mm/4"	32,0kg/70,55lbs
ITP5001200A/1,5	500-1200	500mm/19,68"	1200mm/47,24"	1,5bar/21,75psi	480mm/18,89"	1400mm/55,11"	101,60mm/4"	41,0kg/90,39lbs
ITP6001200A/1,5	600-1200	600mm/23,62"	1200mm/47,24"	1,5bar/21,75psi	585mm/23,03"	1400mm/55,11"	50,80mm/2"	35,0kg/77,16lbs
ITP6001200B/1,5	600-1200	600mm/23,62"	1200mm/47,24"	1,5bar/21,75psi	585mm/23,03"	1400mm/55,11"	2x50,80mm/2x2"	36,0kg/79,36lbs
ITP6001200C/1,5	600-1200	600mm/23,62"	1200mm/47,24"	1,5bar/21,75psi	585mm/23,03"	1400mm/55,11"	101,60mm/4"	36,0kg/79,36lbs
ITP5001400A/1,5	500-1400	500mm/19,68"	1400mm/55,11"	1,5bar/21,75psi	480mm/18,89"	1900mm/74,80"	50,80mm/2"	45,0kg/99,20lbs
ITP8001600A/1,5	800-1600	800mm/31,49"	1600mm/62,99"	1,5bar/21,75psi	780mm/30,70"	2000mm/78,74"	50,80mm/2"	45,0kg/99,20lbs
ITP8001600B/1,5	800-1600	800mm/31,49"	1600mm/62,99"	1,5bar/21,75psi	780mm/30,70"	2000mm/78,74"	2x50,80mm/2x2"	48,0kg/105,82lbs
ITP8002000A/1,5	800-2000	800mm/31,49"	2000mm/78,74"	1,5bar/21,75psi	780mm/30,70"	2400mm/94,48"	50,80mm/2"	70,0kg/154,28lbs
ITP8002000B/1,5	800-2000	800mm/31,49"	2000mm/78,74"	1,5bar/21,75psi	780mm/30,70"	2400mm/94,48"	2x50,80mm/2x2"	75,0kg/165,30lbs
ITP12002400A/1,5	1200-2400	1200mm/47,24"	2400mm/94,48"	1,5bar/21,75psi	1180mm/46,45"	3000mm/118,11"	50,80mm/2"	220,0kg/484,88lbs
ITP12002400B/1,5	1200-2400	1200mm/47,24"	2400mm/94,48"	1,5bar/21,75psi	1180mm/46,45"	3000mm/118,11"	2x50,80mm/2x2"	230,0kg/506,92lbs
ITP12002800A/1,5	1200-2800	1200mm/47,24"	2800mm/110,23"	1,5bar/21,75psi	1180mm/46,45"	4000mm/157,48"	50,80mm/2"	260,0kg/573,04lbs
ITP12002800B/1,5	1200-2800	1200mm/47,24"	2800mm/110,23"	1,5bar/21,75psi	1180mm/46,45"	4000mm/157,48"	2x50,80mm/2x2"	270,0kg/595,08lbs
ITP18003600A/1,5	1800-3600	1800mm/70,87"	3600mm/141,73"	1,5bar/21,75psi	1780mm/70,07"	4000mm/157,48"	50,80mm/2"	520,0kg/1146,08lbs
ITP18003600B/1,5	1800-3600	1800mm/70,87"	3600mm/141,73"	1,5bar/21,75psi	1780mm/70,07"	4000mm/157,48"	2x50,80mm/2x2"	540,0kg/1190,16lbs
ITP18004200A/1,5	1800-4200	1800mm/70,87"	4200mm/165,35"	1,5bar/21,75psi	1780mm/70,07"	6000mm/236,22"	50,80mm/2"	650,0kg/1432,60lbs
ITP18004200B/1,5	1800-4200	1800mm/70,87"	4200mm/165,35"	1,5bar/21,75psi	1780mm/70,07"	6000mm/236,22"	2x50,80mm/2x2"	675,0kg/1487,70lbs

MULTI SIZE METAL CORE BYPASS STOPPERS



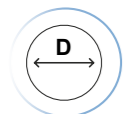
Customizable - Modified Upon Customers Needs



With Large Bypass

Product Description

Multi Size Metal Core Bypass Stoppers are used for vacuum testing, repair and test sewage pipes, as well as pipelines that have just been erected or repaired. Because of its considerable large diameter, it is used to divert the current of high flow water or other fluid in another direction.



100mm to 1200mm



Working Pressure 1,5 Bar



Back Pressure 0,5 Bar



Material Choice



-40/+70 °C



Corrosion Resistant



Safe Operation

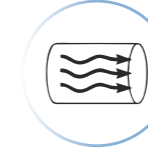
MULTI SIZE METAL CORE BYPASS STOPPERS (1,5 bar/21,75 psi)

Product Code	Nominal Size (mm)	Min. Pipe Inner Dia. to be tested (mm/inch)	Max. Pipe Inner Dia. to be tested (mm/inch)	Max. Working Pressure (bar/psi)	Product Diameter (mm/inch)	Product Total Length (mm/inch)	Bypass Diameter (mm/inch)	Product Weight (kg/lbs)
MMBS100200	100 - 200	100mm/3,94"	200mm/7,87"	1,5bar/21,75psi	92mm/3,62"	400mm/15,75"	50,80mm/2"	4,5kg/9,92lbs
MMBS200500	200 - 500	200mm/7,87"	500mm/19,69"	1,5bar/21,75psi	190mm/7,48"	680mm/26,77"	101,60mm/4"	11,7kg/25,79lbs
MMBS300600	300 - 600	300mm/11,81"	600mm/23,62"	1,5bar/21,75psi	280mm/11,02"	680mm/26,77"	101,60mm/4"	22,0kg/48,5lbs
MMBS300750	300 - 750	300mm/11,81"	750mm/29,53"	1,5bar/21,75psi	280mm/11,02"	750mm/29,53"	101,60mm/4"	30,0kg/66,14lbs
MMBS500800	500 - 800	500mm/19,69"	800mm/31,5"	1,5bar/21,75psi	440mm/17,32"	680mm/26,77"	152,40mm/6"	38,0kg/83,78lbs
MMBS5001200	500 - 1200	500mm/19,69"	1200mm/47,24"	1,5bar/21,75psi	440mm/17,32"	930mm/36,61"	203,20mm/8"	50,0kg/110,23lbs

MULTI SIZE METAL CORE PIPE TEST PLUGS



Customizable - Modified Upon Customers Needs



With Large Bypass

Product Description

Multi Size Metal Core Test Plugs are a type of pneumatic test plug that is manufactured with a large size metal core inside as a bypass. They are used for vacuum testing, repairing and testing sewage pipes, newly constructed or refurbished pipelines, and they are used to test pipelines without interrupting their normal flow. It is ideal for regulating the flow in areas with high flow rates.



70mm to 1200mm



Working Pressure 1,5 Bar



Back Pressure 0,5 Bar



Material Choice



-40/+70 °C



Corrosion Resistant



Safe Operation

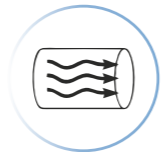
MULTI SIZE METAL CORE PIPE TEST PLUGS (1,5 bar/21,75 psi)

Product Code	Nominal Size (mm)	Min. Pipe Inner Dia. to be tested (mm/inch)	Max. Pipe Inner Dia. to be tested (mm/inch)	Max. Working Pressure (bar/psi)	Product Diameter (mm/inch)	Product Total Length (mm/inch)	Bypass Diameter (mm/inch)	Product Weight (kg/lbs)
MMTP70150A	70-150	70mm/2,76"	150mm/5,91"	1,5bar/21,75psi	68mm/2,68"	400mm/15,75"	25,40mm/1"	2,5kg/5,51lbs
MMTP100150A	100-150	100mm/3,94"	150mm/5,91"	1,5bar/21,75psi	85mm/3,35"	260mm/10,24"	50,80mm/2"	2,5kg/5,51lbs
MMTP100200A	100-200	100mm/3,94"	200mm/7,87"	1,5bar/21,75psi	92mm/3,62"	400mm/15,75"	25,40mm/1"	4,5kg/9,92lbs
MMTP100200B	100-200	100mm/3,94"	200mm/7,87"	1,5bar/21,75psi	92mm/3,62"	400mm/15,75"	50,80mm/2"	4,5kg/9,92lbs
MMTP125200A	125-200	125mm/4,92"	200mm/7,87"	1,5bar/21,75psi	115mm/4,53"	270mm/10,63"	50,80mm/2"	4,5kg/9,92lbs
MMTP200500A	200 - 500	200mm/7,87"	500mm/19,69"	1,5bar/21,75psi	190mm/7,48"	680mm/26,77"	25,40mm/1" + 50,80mm/2"	11,7kg/25,79lbs
MMTP200500B	200 - 500	200mm/7,87"	500mm/19,69"	1,5bar/21,75psi	190mm/7,48"	680mm/26,77"	76,20mm/3"	15,0kg/33,06lbs
MMTP300600A	300-600	300mm/11,81"	600mm/23,62"	1,5bar/21,75psi	270mm/10,63"	680mm/26,77"	25,40mm/1" + 50,80mm/2"	20,0kg/44,09lbs
MMTP300600B	300-600	300mm/11,81"	600mm/23,62"	1,5bar/21,75psi	270mm/10,63"	680mm/26,77"	101,60mm/4"	25,0kg/55,10lbs
MMTP300750A	300-750	300mm/11,81"	750mm/29,52"	1,5bar/21,75psi	270mm/10,63"	750mm/29,52"	25,40mm/1" + 50,80mm/2"	30,0kg/66,12lbs
MMTP500800A	500 - 800	500mm/19,69"	800mm/31,5"	1,5bar/21,75psi	440mm/17,32"	680mm/26,77"	2 X 1" + 4"	38,0kg/83,78lbs
MMTP500800B	500 - 800	500mm/19,69"	800mm/31,5"	1,5bar/21,75psi	440mm/17,32"	680mm/26,77"	152,40mm/6"	43,0kg/94,78lbs
MMTP5001200A	500 - 1200	500mm/19,69"	1200mm/47,24"	1,5bar/21,75psi	440mm/17,32"	980mm/38,58"	2 X 1" + 4"	50,0kg/110,23lbs
MMTP5001200B	500 - 1200	500mm/19,69"	1200mm/47,24"	1,5bar/21,75psi	440mm/17,32"	980mm/38,58"	152,40mm/6"	55,0kg/121,22lbs

INFLATABLE MEDIUM SIZE PIPE STOPPERS INFLATABLE MEDIUM SIZE PIPE TEST PLUGS



Customizable - Modified Upon Customers Needs



With Bypass

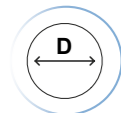


Product Description

Inflatable Medium Size Pipe Stoppers are a practical solution for temporarily stopping or blocking the flow of liquid or gas in medium-sized pipes.

Product Description

Inflatable Medium Size Pipe Test Plugs are efficient tools for testing and blocking medium-sized pipes, easy to use and portable making them perfect for plumbing and residential contracting.



50mm to 400mm



Working Pressure 2,5 Bar



Back Pressure 1 Bar



Material Choice NR/SBR CR EPDM



-40/+70 °C



Corrosion Resistant



Safe Operation



Light Weight

INFLATABLE MEDIUM SIZE PIPE STOPPERS (2,5 bar/36,25 psi)

Product Code	Nominal Size (mm)	Min. Pipe Inner Dia. to be tested (mm/inch)	Max. Pipe Inner Dia. to be tested (mm/inch)	Max. Working Pressure (bar/psi)	Product Diameter (mm/inch)	Total Length of Product (mm/inch)	Product Weight (kg/lbs)
IMPS50100	50-100	45mm / 1,77"	100mm / 3,94"	2,5bar/36,25psi	45mm / 1,77"	150mm / 5,91"	0,3kg / 0,66lbs
IMPS70150	70-150	70mm / 2,76"	150mm / 5,91"	2,5bar/36,25psi	65mm / 2,56"	200mm / 7,87"	0,4kg / 0,88lbs
IMPS100200	100-200	100mm / 3,94"	200mm / 7,87"	2,5bar/36,25psi	88mm / 3,46"	200mm / 7,87"	1kg / 2,2lbs
IMPS150300	150-300	150mm / 5,91"	300mm / 11,81"	2,5bar/36,25psi	140mm / 5,51"	300mm / 11,81"	1,6kg / 3,53lbs
IMPS200400	200-400	200mm / 7,87"	400mm / 15,75"	2,5bar/36,25psi	180mm / 7,09"	400mm / 15,75"	2,4kg / 5,29lbs

INFLATABLE MEDIUM SIZE PIPE TEST PLUGS (2,5 bar/36,25 psi)

Product Code	Nominal Size (mm)	Min. Pipe Inner Dia. to be tested (mm/inch)	Max. Pipe Inner Dia. to be tested (mm/inch)	Max. Working Pressure (bar/psi)	Product Diameter (mm/inch)	Toatal Length of Product (mm/inch)	Bypass Diameter (mm/inch)	Product Weight (kg/lbs)
IMTP50100	50-100	45mm / 1,77"	100mm / 3,94"	2,5bar/36,25psi	45mm / 1,77"	150mm / 5,91"	3,17mm/1/8"	1,0kg / 2,2lbs
IMTP70150	70-150	70mm / 2,76"	150mm / 5,91"	2,5bar/36,25psi	65mm / 2,56"	200mm / 7,87"	6,35mm/1/4"	1,2kg / 2,65lbs
IMTP100200	100-200	100mm / 3,94"	200mm / 7,87"	2,5bar/36,25psi	88mm / 3,46"	200mm / 7,87"	12,70mm/1/2"	1,2kg / 2,65lbs
IMTP150300	150-300	150mm / 5,91"	300mm / 11,81"	2,5bar/36,25psi	140mm / 5,51"	300mm / 11,81"	25,40mm/1"	2kg / 4,41lbs
IMTP200400	200-400	200mm / 7,87"	400mm / 15,75"	2,5bar/36,25psi	180mm / 7,09"	400mm / 15,75"	50,80mm/2"	5kg / 11,02lbs

INFLATABLE PIPE STOPPERS WITH CONICAL END



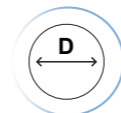
Customizable - Modified Upon Customers Needs



Flexible and Easily Guided

Product Description

The device is specifically designed for sealing gullies, drainage systems, pipelines, blocked canals, and sewers. Its unique design allows for easy maneuverability in pipes and gullies, making it particularly useful for technical support, leak detection, and water or air testing as well as repairing sewers, pipes, drainage systems, and gullies. Additionally, its flexible design allows it to be used in both small and large pipe diameters



50mm to 1200mm



Working Pressure 1,5 Bar



Back Pressure 0,5 Bar



Material Choice NR/SBR CR EPDM



-40/+70 °C



Corrosion Resistant



Safe Operation



Light Weight

INFLATABLE PIPE STOPPERS WITH CONICAL END(1,5 bar/21,75 psi)

Product Code	Nominal Size (mm)	Min. Pipe Inner Dia. to be tested (mm/inch)	Max. Pipe Inner Dia. to be tested (mm/inch)	Max. Working Pressure (bar/psi)	Product Diameter (mm/inch)	Total Length of Product (mm/inch)	Diameter for insertion (mm)	Product Weight (kg/lbs)
IPSC50100	50-100	45mm/1,77"	100mm/3,94"	1,5bar/21,75psi	45mm/1,77"	430mm/16,93"	35mm/1,38"	0,4kg/0,88lbs
IPSC70150	70-150	70mm/2,76"	150mm/5,91"	1,5bar/21,75psi	64mm/2,52"	470mm/18,50"	45mm/1,77"	0,6kg/1,32lbs
IPSC100200	100-200	100mm/3,94"	200mm/7,87"	1,5bar/21,75psi	88mm/3,46"	650mm/25,59"	60mm/2,36"	1,0kg/2,20lbs
IPSC150300	150-300	150mm/5,91"	300mm/11,81"	1,5bar/21,75psi	138mm/5,43"	750mm/29,53"	90mm/3,54"	1,2kg/2,65lbs
IPSC200400	200-400	200mm/7,87"	400mm/15,75"	1,5bar/21,75psi	185mm/7,28"	850mm/33,46"	120mm/4,72"	3,4kg/7,50lbs
IPSC300600	300-600	300mm/11,81"	600mm/23,62"	1,5bar/21,75psi	285mm/11,22"	1050mm/41,34"	180mm/7,09"	6,6kg/14,55lbs
IPSC375750	375-750	375mm/14,76"	750mm/29,53"	1,5bar/21,75psi	360mm/14,17"	1300mm/51,18"	230mm/9,06"	9,4kg/20,72lbs
IPSC5001000	500-1000	500mm/19,69"	1000mm/39,37"	1,5bar/21,75psi	485mm/19,09"	1350mm/53,15"	300mm/11,81"	21,3kg/46,96lbs
IPSC6001200	600-1200	600mm/23,62"	1200mm/47,24"	1,5bar/21,75psi	585mm/23,03"	1600mm/62,99"	400mm/15,75"	25,5kg/56,22lbs



PLUGLINE

**INFLATABLE
HIGH PRESSURE
PIPE STOPPERS**

**INFLATABLE
HIGH PRESSURE
PIPE TEST PLUGS**

INFLATABLE HIGH PRESSURE PIPE STOPPERS

INFLATABLE HIGH PRESSURE PIPE STOPPERS



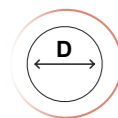
Customizable -
Modified Upon
Customers Needs



High
Pressure

Product Description

Introducing our Inflatable High Pressure Pipe Stoppers, the ultimate solution for stopping the flow of liquids in pipelines. Made of industrialgrade materials, these stoppers can withstand high pressure. The inflatable design allows easy insertion and removal and can be adjusted to fit different pipe sizes. Perfect for maintenance, repair, and testing in various industries such as water treatment and construction.



50mm to
2000mm



Working Pressure
6 and 12 Bar



Back Pressure
3 and 6 Bar



Material
Choice



-40/+70 °C



Corrosion
Resistant



Safe
Operation



Light
Weight



INFLATABLE HIGH PRESSURE PIPE STOPERS (6 bar/87,02 psi)

Product Code	Nominal Size (mm)	Min. Pipe Inner Dia. to be tested (mm/inch)	Max. Pipe Inner Dia. to be tested (mm/inch)	Max. Working Pressure (bar/psi)	Back Pressure (bar/psi)	Product Diameter (mm/inch)	Total Length of Product (mm/inch)	Product Weight (kg/lbs)
IHS5070	50-70	50mm/1,97"	70mm/2,76"	6,0bar/87,02psi	3,0bar/43,51psi	45mm/1,77"	280mm/11,02"	0,4kg/0,88lbs
IHS70100	70-100	70mm/2,76"	100mm/3,93"	6,0bar/87,02psi	3,0bar/43,51psi	65mm/2,51"	320mm/12,0"	0,6kg/1,32lbs
IHS100150	100-150	100mm/3,93"	150mm/5,90"	6,0bar/87,02psi	3,0bar/43,51psi	88mm/3,46"	550mm/21,65"	1,0kg/2,20lbs
IHS150200	150-200	150mm/5,90"	200mm/7,87"	6,0bar/87,02psi	3,0bar/43,51psi	138mm/5,43"	550mm/21,65"	1,2kg/2,64lbs
IHS200300	200-300	200mm/7,87"	300mm/11,81"	6,0bar/87,02psi	3,0bar/43,51psi	185mm/7,28"	650mm/25,59"	3,4kg/7,49lbs
IHS300400	300-400	300mm/11,81"	400mm/15,74"	6,0bar/87,02psi	3,0bar/43,51psi	285mm/11,22"	850mm/33,46"	6,6kg/14,55lbs
IHS375500	375-500	375mm/14,76"	500mm/19,68"	6,0bar/87,02psi	3,0bar/43,51psi	380mm/14,96"	1000mm/39,37"	9,4kg/20,72lbs
IHS500600	500-600	500mm/19,68"	600mm/23,62"	6,0bar/87,02psi	3,0bar/43,51psi	485mm/19,09"	1150mm/45,27"	23,0kg/50,70lbs
IHS600700	600-700	600mm/23,62"	700mm/27,55"	6,0bar/87,02psi	3,0bar/43,51psi	585mm/23,03"	1300mm/51,18"	25,5kg/56,21lbs
IHS8001000	800-1000	800mm/31,49"	1000mm/39,37"	6,0bar/87,02psi	3,0bar/43,51psi	785mm/30,90"	1300mm/51,18"	40,0kg/88,18lbs
IHS12001400	1200-1400	1200mm/47,24"	1400mm/55,11"	6,0bar/87,02psi	3,0bar/43,51psi	1180mm/46,45"	1500mm/59,05"	140,0kg/308,56lbs
IHS18002000	1800-2000	1800mm/70,86"	2000mm/78,74"	6,0bar/87,02psi	3,0bar/43,51psi	1780mm/70,07"	1000mm/39,37"	250,0kg/551,0lbs

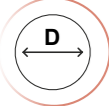







INFLATABLE HIGH PRESSURE PIPE STOPERS (12 bar/174,04 psi)

Product Code	Nominal Size (mm)	Min. Pipe Inner Dia. to be tested (mm/inch)	Max. Pipe Inner Dia. to be tested (mm/inch)	Max. Working Pressure (bar/psi)	Back Pressure (bar/psi)	Product Diameter (mm/inch)	Total Length of Product (mm/inch)	Product Weight (kg/lbs)
IHS100	100	100mm/3,93"	100mm/3,93"	12,0bar/174,04psi	6,0bar/87,02psi	88mm/3,46"	550mm/21,65"	1,0kg/2,20lbs
IHS150	150	150mm/5,90"	150mm/5,90"	12,0bar/174,04psi	6,0bar/87,02psi	138mm/5,43"	550mm/21,65"	1,2kg/2,64lbs
IHS200	200	200mm/7,87"	200mm/7,87"	12,0bar/174,04psi	6,0bar/87,02psi	185mm/7,28"	650mm/25,59"	3,4kg/7,49lbs
IHS300	300	300mm/11,81"	300mm/11,81"	12,0bar/174,04psi	6,0bar/87,02psi	285mm/11,22"	850mm/33,46"	6,6kg/14,55lbs
IHS350	350	350mm/13,78"	350mm/13,78"	12,0bar/174,04psi	6,0bar/87,02psi	285mm/11,22"	850mm/33,46"	6,6kg/14,55lbs
IHS400	400	400mm/15,74"	400mm/15,74"	12,0bar/174,04psi	6,0bar/87,02psi	360mm/14,17"	1000mm/39,37"	10,0kg/22,05lbs
IHS500	500	500mm/19,68"	500mm/19,68"	12,0bar/174,04psi	6,0bar/87,02psi	485mm/19,09"	1150mm/45,27"	23,0kg/50,70lbs
IHS600	600	600mm/23,62"	600mm/23,62"	12,0bar/174,04psi	6,0bar/87,02psi	585mm/23,03"	1300mm/51,18"	25,5kg/56,21lbs
IHS800	800	800mm/31,49"	800mm/31,49"	12,0bar/174,04psi	6,0bar/87,02psi	785mm/30,90"	1300mm/51,18"	40,0kg/88,18lbs

INFLATABLE HIGH PRESSURE PIPE TEST PLUGS

Product Description

Inflatable High Pressure Pipe Test Plugs are designed to seal off pipes during pressure testing. These plugs are made with durable materials and can withstand high pressure. They are easy to install and can be inflated using a standard air compressor. The inflatable design allows for a secure seal in pipes of various sizes, making them versatile for a variety of applications. These plugs are suitable for use in testing pipes in various industries such as construction, plumbing, and industrial maintenance.

							
50mm to 2000mm	Working Pressure 6 and 12 Bar	Back Pressure 3 and 6 Bar	Material Choice NR/SBR CR EPDM	-40/+70 °C	Corrosion Resistant	Safe Operation	Light Weight

 **Customizable - Modified Upon Customers Needs**

 **With Bypass**

 **High Pressure**



INFLATABLE HIGH PRESSURE PIPE TEST PLUGS

INFLATABLE HIGH PRESSURE PIPE TEST PLUGS (6 bar/87,02 psi)

Product Code	Nominal Size (mm)	Min. Pipe Inner Dia. to be tested (mm/inch)	Max. Pipe Inner Dia. to be tested (mm/inch)	Max. Working Pressure (bar/psi)	Back Pressure (bar/psi)	Product Diameter (mm/inch)	Total Length of Product (mm/inch)	Bypass Diameter (mm/inch)	Product Weight (kg/lbs)
IHTP5070A	50-70	50mm/1,97"	70mm/2,76"	6,0bar/87,02psi	3,0bar/43,51psi	45mm/1,77"	330mm/12,99"	6,35mm/1/4"	1,0kg/2,20lbs
IHTP5070B	50-70	50mm/1,97"	70mm/2,76"	6,0bar/87,02psi	3,0bar/43,51psi	45mm/1,77"	330mm/12,99"	2x3,17mm/2x1/8"	1,2kg/2,64lbs
IHTP70100A	70-100	70mm/2,76"	100mm/3,93"	6,0bar/87,02psi	3,0bar/43,51psi	64mm/2,52"	400mm/15,75"	12,70mm/1/2"	1,2kg/2,64lbs
IHTP70100B	70-100	70mm/2,76"	100mm/3,93"	6,0bar/87,02psi	3,0bar/43,51psi	64mm/2,52"	400mm/15,75"	2x6,35mm/2x1/4"	1,3kg/2,87lbs
IHTP100150A	100-150	100mm/3,93"	150mm/5,90"	6,0bar/87,02psi	3,0bar/43,51psi	88mm/3,46"	580mm/22,83"	25,40mm/1"	1,8kg/3,97lbs
IHTP100150B	100-150	100mm/3,93"	150mm/5,90"	6,0bar/87,02psi	3,0bar/43,51psi	88mm/3,46"	580mm/22,83"	2x12,7mm/2x1/2"	1,9kg/4,19lbs
IHTP150200A	150-200	150mm/5,90"	200mm/7,87"	6,0bar/87,02psi	3,0bar/43,51psi	138mm/5,43"	550mm/21,65"	50,80mm/2"	4,0kg/8,82lbs
IHTP150200B	150-200	150mm/5,90"	200mm/7,87"	6,0bar/87,02psi	3,0bar/43,51psi	138mm/5,43"	550mm/21,65"	2x25,40mm/2x1"	4,2kg/9,26lbs
IHTP200300A	200-300	200mm/7,87"	300mm/11,81"	6,0bar/87,02psi	3,0bar/43,51psi	185mm/7,28"	650mm/25,59"	50,80mm/2"	7,2kg/15,87lbs
IHTP200300B	200-300	200mm/7,87"	300mm/11,81"	6,0bar/87,02psi	3,0bar/43,51psi	185mm/7,28"	650mm/25,59"	2x25,40mm/2x1"	7,4kg/16,31lbs
IHTP300400A	300-400	300mm/11,81"	400mm/15,74"	6,0bar/87,02psi	3,0bar/43,51psi	285mm/11,22"	850mm/33,46"	50,80mm/2"	11,0kg/24,25lbs
IHTP300400B	300-400	300mm/11,81"	400mm/15,74"	6,0bar/87,02psi	3,0bar/43,51psi	285mm/11,22"	850mm/33,46"	50,8mm/2"+25,4mm/1"	11,7kg/25,79lbs
IHTP375500A	375-500	375mm/14,76"	500mm/19,68"	6,0bar/87,02psi	3,0bar/43,51psi	355mm/13,98"	1000mm/39,37"	50,80mm/2"	18,0kg/39,68lbs
IHTP375500B	375-500	375mm/14,76"	500mm/19,68"	6,0bar/87,02psi	3,0bar/43,51psi	355mm/13,98"	1000mm/39,37"	2x50,80mm/2x2"	20,0kg/44,09lbs
IHTP500600A	500-600	500mm/19,68"	600mm/23,62"	6,0bar/87,02psi	3,0bar/43,51psi	485mm/19,09"	1050mm/41,34"	50,80mm/2"	27,0kg/59,52lbs
IHTP500600B	500-600	500mm/19,68"	600mm/23,62"	6,0bar/87,02psi	3,0bar/43,51psi	485mm/19,09"	1050mm/41,34"	2x50,80mm/2x2"	28,8kg/63,49lbs
IHTP600700A	600-700	600mm/23,62"	700mm/27,55"	6,0bar/87,02psi	3,0bar/43,51psi	585mm/23,03"	1300mm/51,18"	50,80mm/2"	35,0kg/77,16lbs
IHTP600700B	600-700	600mm/23,62"	700mm/27,55"	6,0bar/87,02psi	3,0bar/43,51psi	585mm/23,03"	1300mm/51,18"	2x50,80mm/2x2"	36,0kg/79,37lbs
IHTP8001000A	800-1000	800mm/31,49"	1000mm/39,37"	6,0bar/87,02psi	3,0bar/43,51psi	785mm/30,91"	1200mm/47,24"	101,60mm/4"	45,0kg/99,21lbs
IHTP8001000B	800-1000	800mm/31,49"	1000mm/39,37"	6,0bar/87,02psi	3,0bar/43,51psi	785mm/30,91"	1200mm/47,24"	2x50,80mm/2x2"	50,0kg/110,23lbs
IHTP12001400A	1200-1400	1200mm/47,24"	1400mm/55,11"	6,0bar/87,02psi	3,0bar/43,51psi	1180mm/46,45"	2500mm/98,42"	101,60mm/4"	220,0kg/484,88lbs
IHTP12001400B	1200-1400	1200mm/47,24"	1400mm/55,11"	6,0bar/87,02psi	3,0bar/43,51psi	1180mm/46,45"	2500mm/98,42"	2x50,80mm/2x2"	220,0kg/484,88lbs
IHTP18002000A	1800-2000	1800mm/70,86"	2000mm/78,74"	6,0bar/87,02psi	3,0bar/43,51psi	1780mm/70,07"	4000mm/157,48"	101,60mm/4"	320,0kg/705,28lbs
IHTP18002000B	1800-2000	1800mm/70,86"	2000mm/78,74"	6,0bar/87,02psi	3,0bar/43,51psi	1780mm/70,07"	4000mm/157,48"	2x50,80mm/2x2"	320,0kg/705,28lbs

INFLATABLE HIGH PRESSURE PIPE TEST PLUGS (12 bar/174,04 psi)

Product Code	Nominal Size (mm)	Min. Pipe Inner Dia. to be tested (mm/inch)	Max. Pipe Inner Dia. to be tested (mm/inch)	Max. Working Pressure (bar/psi)	Back Pressure (bar/psi)	Product Diameter (mm/inch)	Total Length of Product (mm/inch)	Bypass Diameter (mm/inch)	Product Weight (kg/lbs)
IHTP100A	100	100mm/3,93"	100mm/3,93"	12,0bar/174,04psi	6,0bar/87,02psi	88mm/3,46"	580mm/22,83"	25,40mm/1"	1,8kg/3,97lbs
IHTP100B	100	100mm/3,93"	100mm/3,93"	12,0bar/174,04psi	6,0bar/87,02psi	88mm/3,46"	580mm/22,83"	2x12,7mm/2x1/2"	1,9kg/4,19lbs
IHTP150A	150	150mm/5,90"	150mm/5,90"	12,0bar/174,04psi	6,0bar/87,02psi	138mm/5,43"	550mm/21,65"	50,80mm/2"	4,0kg/8,82lbs
IHTP150B	150	150mm/5,90"	150mm/5,90"	12,0bar/174,04psi	6,0bar/87,02psi	138mm/5,43"	550mm/21,65"	2x25,40mm/2x1"	4,2kg/9,26lbs
IHTP200A	200	200mm/7,87"	200mm/7,87"	12,0bar/174,04psi	6,0bar/87,02psi	185mm/7,28"	650mm/25,59"	50,80mm/2"	7,2kg/15,87lbs
IHTP200B	200	200mm/7,87"	200mm/7,87"	12,0bar/174,04psi	6,0bar/87,02psi	185mm/7,28"	650mm/25,59"	2x25,40mm/2x1"	7,4kg/16,31lbs
IHTP300A	300	300mm/11,81"	300mm/11,81"	12,0bar/174,04psi	6,0bar/87,02psi	285mm/11,22"	850mm/33,46"	50,80mm/2"	11,0kg/24,25lbs
IHTP300B	300	300mm/11,81"	300mm/11,81"	12,0bar/174,04psi	6,0bar/87,02psi	285mm/11,22"	850mm/33,46"	50,8mm/2"+25,4mm/1"	11,7kg/25,79lbs
IHTP400A	400	400mm/15,74"	400mm/15,74"	12,0bar/174,04psi	6,0bar/87,02psi	355mm/13,98"	1000mm/39,37"	50,80mm/2"	18,0kg/39,68lbs
IHTP400B	400	400mm/15,74"	400mm/15,74"	12,0bar/174,04psi	6,0bar/87,02psi	355mm/13,98"	1000mm/39,37"	2x50,80mm/2x2"	20,0kg/44,09lbs
IHTP500A	500	500mm/19,68"	500mm/19,68"	12,0bar/174,04psi	6,0bar/87,02psi	485mm/19,09"	1050mm/41,34"	50,80mm/2"	27,0kg/59,52lbs
IHTP500B	500	500mm/19,68"	500mm/19,68"	12,0bar/174,04psi	6,0bar/87,02psi	485mm/19,09"	1050mm/41,34"	2x50,80mm/2x2"	28,8kg/63,49lbs
IHTP600A	600	600mm/23,62"	600mm/23,62"	12,0bar/174,04psi	6,0bar/87,02psi	585mm/23,03"	1300mm/51,18"	50,80mm/2"	35,0kg/77,16lbs
IHTP600B	600	600mm/23,62"	600mm/23,62"	12,0bar/174,04psi	6,0bar/87,02psi	585mm/23,03"	1300mm/51,18"	2x50,80mm/2x2"	36,0kg/79,37lbs
IHTP800A	800	800mm/31,49"	800mm/31,49"	12,0bar/174,04psi	6,0bar/87,02psi	785mm/30,91"	1200mm/47,24"	101,60mm/4"	45,0kg/99,21lbs
IHTP800B	800	800mm/31,49"	800mm/31,49"	12,0bar/174,04psi	6,0bar/87,02psi	785mm/30,91"	1200mm/47,24"	2x50,80mm/2x2"	50,0kg/110,23lbs

The background of the slide is a silhouette of an industrial facility, possibly a refinery or chemical plant, set against a warm, orange and yellow sunset sky. The facility features various structures, including towers, pipes, and scaffolding. The overall color palette is dominated by the warm tones of the sunset, with a gradient from light yellow at the top to a darker orange at the bottom. Two grey triangular shapes are positioned in the top-left and bottom-left corners, framing the vertical text.

CPUGLINE

**INFLATABLE
GAS BALLOON
PLUGS**

INFLATABLE GAS BALLOON PLUGS

Product Description

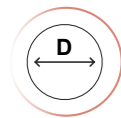
The main industry in which inflated gas balloon plugs are used is the chemical industry. Inflatable gas balloon plugs are a useful and trustworthy instrument that may be used to isolate a specific section of pipe for maintenance, commissioning, and other sorts of operations. Since the elastic enclosure blocks the flow of fluid, maintenance may be carried out locally.



**Customizable -
Modified Upon
Customers Needs**



**Flexible and
Easily Guided**



50mm to
3000mm



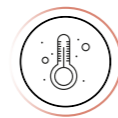
Working
Pressure 0.5 to
1.2 Bar



Back Pressure
0,2 to 0.8 Bar



Material
Choice



-40/+60 °C



Corrosion
Resistant



Safe
Operation



Light
Weight



INFLATABLE GAS BALLOON PLUGS

INFLATABLE GAS BALLOON PLUGS (0,2 BAR / 2,9 PSI)

Product Code	0,2 Bar			
	Nominal Size (mm)	Product Length (mm)	Max. Working Pressure (bar/psi)	Back Pressure (bar/psi)
IGBP50	50	80 mm	0,5 bar/7,25psi	0,2 bar/2,9psi
IGBP100	100	160 mm	0,5 bar/7,25psi	0,2 bar/2,9psi
IGBP150	150	240 mm	0,5 bar/7,25psi	0,2 bar/2,9psi
IGBP200	200	320 mm	0,5 bar/7,25psi	0,2 bar/2,9psi
IGBP250	250	400 mm	0,5 bar/7,25psi	0,2 bar/2,9psi
IGBP300	300	480 mm	0,5 bar/7,25psi	0,2 bar/2,9psi
IGBP350	350	560 mm	0,5 bar/7,25psi	0,2 bar/2,9psi
IGBP400	400	640 mm	0,5 bar/7,25psi	0,2 bar/2,9psi
IGBP450	450	720 mm	0,5 bar/7,25psi	0,2 bar/2,9psi
IGBP500	500	800 mm	0,5 bar/7,25psi	0,2 bar/2,9psi
IGBP550	550	880 mm	0,5 bar/7,25psi	0,2 bar/2,9psi
IGBP600	600	960 mm	0,5 bar/7,25psi	0,2 bar/2,9psi
IGBP650	650	1040 mm	0,5 bar/7,25psi	0,2 bar/2,9psi
IGBP700	700	1120 mm	0,5 bar/7,25psi	0,2 bar/2,9psi
IGBP750	750	1200 mm	0,5 bar/7,25psi	0,2 bar/2,9psi
IGBP800	800	1280 mm	0,5 bar/7,25psi	0,2 bar/2,9psi
IGBP850	850	1360 mm	0,5 bar/7,25psi	0,2 bar/2,9psi
IGBP900	900	1440 mm	0,5 bar/7,25psi	0,2 bar/2,9psi
IGBP1000	1000	1600 mm	0,5 bar/7,25psi	0,2 bar/2,9psi
IGBP1100	1100	1760 mm	0,5 bar/7,25psi	0,2 bar/2,9psi
IGBP1150	1150	1840 mm	0,5 bar/7,25psi	0,2 bar/2,9psi
IGBP1200	1200	1920 mm	0,5 bar/7,25psi	0,2 bar/2,9psi
IGBP1250	1250	2000 mm	0,5 bar/7,25psi	0,2 bar/2,9psi
IGBP1300	1300	2080 mm	0,5 bar/7,25psi	0,2 bar/2,9psi
IGBP1350	1350	2160 mm	0,5 bar/7,25psi	0,2 bar/2,9psi
IGBP1400	1400	2240 mm	0,5 bar/7,25psi	0,2 bar/2,9psi
IGBP1450	1450	2320 mm	0,5 bar/7,25psi	0,2 bar/2,9psi
IGBP1500	1500	2400 mm	0,5 bar/7,25psi	0,2 bar/2,9psi
IGBP1550	1550	2480 mm	0,5 bar/7,25psi	0,2 bar/2,9psi
IGBP1600	1600	2560 mm	0,5 bar/7,25psi	0,2 bar/2,9psi
IGBP1650	1650	2640 mm	0,5 bar/7,25psi	0,2 bar/2,9psi
IGBP1700	1700	2720 mm	0,5 bar/7,25psi	0,2 bar/2,9psi
IGBP1750	1750	2800 mm	0,5 bar/7,25psi	0,2 bar/2,9psi
IGBP1800	1800	2880 mm	0,5 bar/7,25psi	0,2 bar/2,9psi
IGBP1900	1900	3040 mm	0,5 bar/7,25psi	0,2 bar/2,9psi
IGBP2000	2000	3200 mm	0,5 bar/7,25psi	0,2 bar/2,9psi
IGBP2100	2100	3360 mm	0,5 bar/7,25psi	0,2 bar/2,9psi
IGBP2200	2200	3520 mm	0,5 bar/7,25psi	0,2 bar/2,9psi
IGBP2500	2500	4000 mm	0,5 bar/7,25psi	0,2 bar/2,9psi
IGBP2750	2750	4400 mm	0,5 bar/7,25psi	0,2 bar/2,9psi
IGBP3000	3000	4800 mm	0,5 bar/7,25psi	0,2 bar/2,9psi

INFLATABLE GAS BALLOON PLUGS

INFLATABLE GAS BALLOON PLUGS

INFLATABLE GAS BALLOON PLUGS (0,3 BAR / 4,35 PSI)

Product Code 0,3 Bar	Nominal Size (mm)	Product Length (mm)	Max. Working Pressure (bar/psi)	Back Pressure (bar/psi)
IGBP50	50	100 mm	0,5 bar/7,25psi	0,3 bar/4,35psi
IGBP100	100	200 mm	0,5 bar/7,25psi	0,3 bar/4,35psi
IGBP150	150	300 mm	0,5 bar/7,25psi	0,3 bar/4,35psi
IGBP200	200	400 mm	0,5 bar/7,25psi	0,3 bar/4,35psi
IGBP250	250	500 mm	0,5 bar/7,25psi	0,3 bar/4,35psi
IGBP300	300	600 mm	0,5 bar/7,25psi	0,3 bar/4,35psi
IGBP350	350	700 mm	0,5 bar/7,25psi	0,3 bar/4,35psi
IGBP400	400	800 mm	0,5 bar/7,25psi	0,3 bar/4,35psi
IGBP450	450	900 mm	0,5 bar/7,25psi	0,3 bar/4,35psi
IGBP500	500	1000 mm	0,5 bar/7,25psi	0,3 bar/4,35psi
IGBP550	550	1100 mm	0,5 bar/7,25psi	0,3 bar/4,35psi
IGBP600	600	1200 mm	0,5 bar/7,25psi	0,3 bar/4,35psi
IGBP650	650	1300 mm	0,5 bar/7,25psi	0,3 bar/4,35psi
IGBP700	700	1400 mm	0,5 bar/7,25psi	0,3 bar/4,35psi
IGBP750	750	1500 mm	0,5 bar/7,25psi	0,3 bar/4,35psi
IGBP800	800	1600 mm	0,5 bar/7,25psi	0,3 bar/4,35psi
IGBP850	850	1700 mm	0,5 bar/7,25psi	0,3 bar/4,35psi
IGBP900	900	1800 mm	0,5 bar/7,25psi	0,3 bar/4,35psi
IGBP1000	1000	2000 mm	0,5 bar/7,25psi	0,3 bar/4,35psi
IGBP1100	1100	2200 mm	0,5 bar/7,25psi	0,3 bar/4,35psi
IGBP1150	1150	2300 mm	0,5 bar/7,25psi	0,3 bar/4,35psi
IGBP1200	1200	2400 mm	0,5 bar/7,25psi	0,3 bar/4,35psi
IGBP1250	1250	2500 mm	0,5 bar/7,25psi	0,3 bar/4,35psi
IGBP1300	1300	2600 mm	0,5 bar/7,25psi	0,3 bar/4,35psi
IGBP1350	1350	2700 mm	0,5 bar/7,25psi	0,3 bar/4,35psi
IGBP1400	1400	2800 mm	0,5 bar/7,25psi	0,3 bar/4,35psi
IGBP1450	1450	2900 mm	0,5 bar/7,25psi	0,3 bar/4,35psi
IGBP1500	1500	3000 mm	0,5 bar/7,25psi	0,3 bar/4,35psi
IGBP1550	1550	3100 mm	0,5 bar/7,25psi	0,3 bar/4,35psi
IGBP1600	1600	3200 mm	0,5 bar/7,25psi	0,3 bar/4,35psi
IGBP1650	1650	3300 mm	0,5 bar/7,25psi	0,3 bar/4,35psi
IGBP1700	1700	3400 mm	0,5 bar/7,25psi	0,3 bar/4,35psi
IGBP1750	1750	3500 mm	0,5 bar/7,25psi	0,3 bar/4,35psi
IGBP1800	1800	3600 mm	0,5 bar/7,25psi	0,3 bar/4,35psi
IGBP1900	1900	3800 mm	0,5 bar/7,25psi	0,3 bar/4,35psi
IGBP2000	2000	4000 mm	0,5 bar/7,25psi	0,3 bar/4,35psi
IGBP2100	2100	4200 mm	0,5 bar/7,25psi	0,3 bar/4,35psi
IGBP2200	2200	4400 mm	0,5 bar/7,25psi	0,3 bar/4,35psi
IGBP2500	2500	5000 mm	0,5 bar/7,25psi	0,3 bar/4,35psi
IGBP2750	2750	5500 mm	0,5 bar/7,25psi	0,3 bar/4,35psi
IGBP3000	3000	6000 mm	0,5 bar/7,25psi	0,3 bar/4,35psi

INFLATABLE GAS BALLOON PLUGS (0,5 BAR / 7,25 PSI)

Product Code 0,5 Bar	Nominal Size (mm)	Product Length (mm)	Max. Working Pressure (bar/psi)	Back Pressure (bar/psi)
IGBP50	50	100 mm	0,8 bar/11,6psi	0,5 bar/7,25psi
IGBP100	100	200 mm	0,8 bar/11,6psi	0,5 bar/7,25psi
IGBP150	150	300 mm	0,8 bar/11,6psi	0,5 bar/7,25psi
IGBP200	200	400 mm	0,8 bar/11,6psi	0,5 bar/7,25psi
IGBP250	250	500 mm	0,8 bar/11,6psi	0,5 bar/7,25psi
IGBP300	300	600 mm	0,8 bar/11,6psi	0,5 bar/7,25psi
IGBP350	350	700 mm	0,8 bar/11,6psi	0,5 bar/7,25psi
IGBP400	400	800 mm	0,8 bar/11,6psi	0,5 bar/7,25psi
IGBP450	450	900 mm	0,8 bar/11,6psi	0,5 bar/7,25psi
IGBP500	500	1000 mm	0,8 bar/11,6psi	0,5 bar/7,25psi
IGBP550	550	1100 mm	0,8 bar/11,6psi	0,5 bar/7,25psi
IGBP600	600	1200 mm	0,8 bar/11,6psi	0,5 bar/7,25psi
IGBP650	650	1300 mm	0,8 bar/11,6psi	0,5 bar/7,25psi
IGBP700	700	1400 mm	0,8 bar/11,6psi	0,5 bar/7,25psi
IGBP750	750	1500 mm	0,8 bar/11,6psi	0,5 bar/7,25psi
IGBP800	800	1600 mm	0,8 bar/11,6psi	0,5 bar/7,25psi
IGBP850	850	1700 mm	0,8 bar/11,6psi	0,5 bar/7,25psi
IGBP900	900	1800 mm	0,8 bar/11,6psi	0,5 bar/7,25psi
IGBP1000	1000	2000 mm	0,8 bar/11,6psi	0,5 bar/7,25psi
IGBP1100	1100	2200 mm	0,8 bar/11,6psi	0,5 bar/7,25psi
IGBP1150	1150	2300 mm	0,8 bar/11,6psi	0,5 bar/7,25psi
IGBP1200	1200	2400 mm	0,8 bar/11,6psi	0,5 bar/7,25psi
IGBP1250	1250	2500 mm	0,8 bar/11,6psi	0,5 bar/7,25psi
IGBP1300	1300	2600 mm	0,8 bar/11,6psi	0,5 bar/7,25psi
IGBP1350	1350	2700 mm	0,8 bar/11,6psi	0,5 bar/7,25psi
IGBP1400	1400	2800 mm	0,8 bar/11,6psi	0,5 bar/7,25psi
IGBP1450	1450	2900 mm	0,8 bar/11,6psi	0,5 bar/7,25psi
IGBP1500	1500	3000 mm	0,8 bar/11,6psi	0,5 bar/7,25psi
IGBP1550	1550	3100 mm	0,8 bar/11,6psi	0,5 bar/7,25psi
IGBP1600	1600	3200 mm	0,8 bar/11,6psi	0,5 bar/7,25psi
IGBP1650	1650	3300 mm	0,8 bar/11,6psi	0,5 bar/7,25psi
IGBP1700	1700	3400 mm	0,8 bar/11,6psi	0,5 bar/7,25psi
IGBP1750	1750	3500 mm	0,8 bar/11,6psi	0,5 bar/7,25psi
IGBP1800	1800	3600 mm	0,8 bar/11,6psi	0,5 bar/7,25psi
IGBP1900	1900	3800 mm	0,8 bar/11,6psi	0,5 bar/7,25psi
IGBP2000	2000	4000 mm	0,8 bar/11,6psi	0,5 bar/7,25psi
IGBP2100	2100	4200 mm	0,8 bar/11,6psi	0,5 bar/7,25psi
IGBP2200	2200	4400 mm	0,8 bar/11,6psi	0,5 bar/7,25psi
IGBP2500	2500	5000 mm	0,8 bar/11,6psi	0,5 bar/7,25psi
IGBP2750	2750	5500 mm	0,8 bar/11,6psi	0,5 bar/7,25psi
IGBP3000	3000	6000 mm	0,8 bar/11,6psi	0,5 bar/7,25psi

CPUGLINE

**CONE PIPE
STOPPERS**

**CONE PIPE
TEST PLUGS**



CPUGLINE

**INFLATABLE
PILLOW PIPE
STOPPERS**

**INFLATABLE
PILLOW PIPE
TEST PLUGS**



INFLATABLE PILLOW PIPE STOPPERS

Product Description


Principally employed for sealing sewers and storm drains and obstructing pipeline systems. Combined with pillow test plugs to check for pipeline leaks. They have the benefit of being able to be placed into the sewer through the common gullies since they are flexible.











Customizable - Modified Upon Customers Needs



Flexible and Easily Guided



-  600mm to 2800mm
-  Working Pressure 0,5 to 1 Bar
-  Back Pressure 0,2 to 0,5 Bar
-  Material Choice NR/SBR CR EPDM
-  -40/+60 °C
-  Corrosion Resistant
-  Safe Operation
-  Light Weight

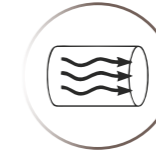
INFLATABLE PILLOW PIPE STOPPERS (0,5 bar/7.25 psi - 1 bar/14,50 psi)

Product Code	Nominal Size (mm)	Min. Pipe Inner Dia. to be tested (mm/inch)	Max. Pipe Inner Dia. to be tested (mm/inch)	Max. Working Pressure (bar/psi)	Back Pressure (bar/psi)	Total Length of Product (mm/inch)	Product Weight (kg/lbs)
IPPS6001000	600-1000	600mm/23,62"	1000mm/39,37"	1,0bar/14,50psi	0,5bar/7,25psi	2000mm/78,74"	23,0kg/50,71lbs
IPPS8001200	800-1200	800mm/31,5"	1200mm/47,24"	0,9bar/13,05psi	0,3bar/4,35psi	2400mm/94,49"	38,0kg/83,78lbs
IPPS10001400	1000-1400	1000mm/39,37"	1400mm/55,12"	0,8bar/11,60psi	0,3bar/4,35psi	2700mm/106,30"	45,0kg/99,21lbs
IPPS14001800	1400-1800	1400mm/55,12"	1800mm/70,87"	0,6bar/8,70psi	0,2bar/2,90psi	3200mm/125,98"	70,0kg/154,32lbs
IPPS18002800	1800-2800	1800mm/70,87"	2800mm/110,24"	0,5bar/7,25psi	0,2bar/2,90psi	5000mm/196,85"	95,0kg/209,44lbs

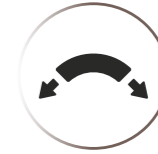
INFLATABLE PILLOW PIPE TEST PLUGS



Customizable - Modified Upon Customers Needs



With Bypass











Flexible and Easily Guided

Product Description

Employed mostly in pipeline leak detection and test systems. Combined with pillow stoppers as a set to test the pipeline leaking. They have the benefit of being able to be placed into the sewer through the common gullies since they are flexible.



-  600mm to 2800mm
-  Working Pressure 0,5 to 1 Bar
-  Back Pressure 0,2 to 0,5 Bar
-  Material Choice NR/SBR CR EPDM
-  -40/+60 °C
-  Corrosion Resistant
-  Safe Operation
-  Light Weight

INFLATABLE PILLOW PIPE TEST PLUGS (0,5 bar/7.25 psi - 1 bar/14,50 psi)

Product Code	Nominal Size (mm)	Min. Pipe Inner Dia. to be tested (mm/inch)	Max. Pipe Inner Dia. to be tested (mm/inch)	Max. Working Pressure (bar/psi)	Back Pressure (bar/psi)	Total Length of Product (mm/inch)	Bypass Diameter (mm/inch)	Product Weight (kg/lbs)
IPTP6001000	600-1000	600mm/23,62"	1000mm/39,37"	1,0 bar/14,50 psi	0,5bar/7,25psi	2000mm/78,74"	50,80mm/2"	28,8kg/63,49lbs
IPTP8001200	800-1200	800mm/31,5"	1200mm/47,24"	0,9 bar/13,05 psi	0,3bar/4,35psi	2400mm/94,49"	50,80mm/2"	45,0kg/99,21lbs
IPTP10001400	1000-1400	1000mm/39,37"	1400mm/55,12"	0,8 bar/11,60 psi	0,3bar/4,35psi	2700mm/106,30"	50,80mm/2"	54,0kg/119,05lbs
IPTP14001800	1400-1800	1400mm/55,12"	1800mm/70,87"	0,6 bar/8,70 psi	0,2bar/2,90psi	3200mm/125,98"	50,80mm/2"	75,0kg/165,35lbs
IPTP18002800	1800-2800	1800mm/70,87"	2800mm/110,24"	0,5 bar/7,25 psi	0,2bar/2,90psi	5000mm/196,85"	50,80mm/2"	100,0kg/220,46lbs

JOINT TESTERS

PLUGLINE



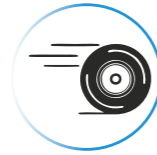
JOINT TESTERS

Product Description

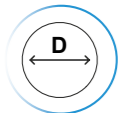
Joint Testers are designed for locating leaks and breaches of sewers, pipelines, drainage systems, gullies joints to complete acceptance testing on the joints of many types of pipes, including pre-cast concrete pipe, ductile iron, and polyethylene PVC. They are used in the oil, gas, and process industries to carry out local pressure testing of welded pipe components and to ascertain joint integrity.



Customizable -
Modified Upon
Customers Needs



Easy
Positioning



100mm to
4000mm



Working Pressure
2,5 to 55 Bar



Hydrostatic
Test Pressure
1 to 50Bar



Material
Choice



-40/+70 °C



Corrosion
Resistant



Safe
Operation



Light
Weight



LOW PRESSURE JOINT TESTERS

JOINT TESTERS (2,5 bar/36,25 psi)

Product Code	Nominal Size (mm)	Product Diameter (mm/inch)	Pipe Diameter to be Testing (mm/inch)	Total Length of Product (mm/inch)	Max. Working/Inflating Pressure (bar/psi)	Joint Hydrostatic Test Pressure (bar/psi)	Product Weight (kg/lbs)
JT100/2,5	100	80mm/3,14"	100mm/3,94"	380mm/14,96"	2,5bar/36,25psi	1,0bar/14,50psi	12,0kg/26,46lbs
JT200/2,5	200	180mm/7,08"	200mm/7,87"	380mm/14,96"	2,5bar/36,25psi	1,0bar/14,50psi	23,0kg/50,71lbs
JT300/2,5	300	280mm/11,02"	300mm/11,81"	380mm/14,96"	2,5bar/36,25psi	1,0bar/14,50psi	35,0kg/77,16lbs
JT400/2,5	400	380mm/14,96"	400mm/15,75"	380mm/14,96"	2,5bar/36,25psi	1,0bar/14,50psi	45,0kg/99,21lbs
JT500/2,5	500	480mm/18,89"	500mm/19,69"	380mm/14,96"	2,5bar/36,25psi	1,0bar/14,50psi	58,0kg/127,87lbs
JT600/2,5	600	580mm/22,83"	600mm/23,62"	380mm/14,96"	2,5bar/36,25psi	1,0bar/14,50psi	70,0kg/154,32lbs
JT700/2,5	700	680mm/26,77"	700mm/27,56"	380mm/14,96"	2,5bar/36,25psi	1,0bar/14,50psi	82,0kg/180,78lbs
JT800/2,5	800	780mm/30,70"	800mm/31,50"	380mm/14,96"	2,5bar/36,25psi	1,0bar/14,50psi	93,0kg/205,03lbs
JT900/2,5	900	880mm/34,64"	900mm/35,43"	380mm/14,96"	2,5bar/36,25psi	1,0bar/14,50psi	104,0kg/229,28lbs
JT1000/2,5	1000	980mm/38,58"	1000mm/39,37"	380mm/14,96"	2,5bar/36,25psi	1,0bar/14,50psi	116,0kg/255,74lbs
JT1100/2,5	1100	1080mm/42,51"	1100mm/43,31"	380mm/14,96"	2,5bar/36,25psi	1,0bar/14,50psi	127,0kg/279,99lbs
JT1200/2,5	1200	1180mm/46,45"	1200mm/47,24"	380mm/14,96"	2,5bar/36,25psi	1,0bar/14,50psi	137,0kg/302,03lbs
JT1300/2,5	1300	1280mm/50,39"	1300mm/51,18"	380mm/14,96"	2,5bar/36,25psi	1,0bar/14,50psi	143,0kg/315,26lbs
JT1400/2,5	1400	1380mm/54,33"	1400mm/55,12"	380mm/14,96"	2,5bar/36,25psi	1,0bar/14,50psi	158,0kg/348,33lbs
JT1500/2,5	1500	1480mm/58,26"	1500mm/59,06"	380mm/14,96"	2,5bar/36,25psi	1,0bar/14,50psi	165,0kg/363,76lbs
JT1600/2,5	1600	1580mm/62,20"	1600mm/62,99"	380mm/14,96"	2,5bar/36,25psi	1,0bar/14,50psi	185,0kg/407,86lbs
JT1700/2,5	1700	1680mm/66,14"	1700mm/66,93"	380mm/14,96"	2,5bar/36,25psi	1,0bar/14,50psi	197,0kg/434,31lbs
JT1800/2,5	1800	1780mm/70,07"	1800mm/70,87"	380mm/14,96"	2,5bar/36,25psi	1,0bar/14,50psi	208,0kg/458,56lbs
JT1900/2,5	1900	1880mm/74,01"	1900mm/74,80"	380mm/14,96"	2,5bar/36,25psi	1,0bar/14,50psi	221,0kg/487,22lbs
JT2000/2,5	2000	1980mm/77,95"	2000mm/78,74"	380mm/14,96"	2,5bar/36,25psi	1,0bar/14,50psi	233,0kg/513,68lbs
JT2100/2,5	2100	2080mm/81,88"	2100mm/82,68"	380mm/14,96"	2,5bar/36,25psi	1,0bar/14,50psi	243,0kg/535,72lbs
JT2200/2,5	2200	2180mm/85,82"	2200mm/86,61"	380mm/14,96"	2,5bar/36,25psi	1,0bar/14,50psi	256,0kg/564,38lbs
JT2300/2,5	2300	2280mm/89,76"	2300mm/90,55"	380mm/14,96"	2,5bar/36,25psi	1,0bar/14,50psi	267,0kg/588,63lbs
JT2400/2,5	2400	2380mm/93,70"	2400mm/94,49"	380mm/14,96"	2,5bar/36,25psi	1,0bar/14,50psi	280,0kg/617,29lbs
JT2500/2,5	2500	2480mm/97,64"	2500mm/98,43"	380mm/14,96"	2,5bar/36,25psi	1,0bar/14,50psi	293,0kg/645,95lbs
JT2600/2,5	2600	2580mm/101,57"	2600mm/102,36"	380mm/14,96"	2,5bar/36,25psi	1,0bar/14,50psi	302,0kg/665,8lbs
JT2700/2,5	2700	2680mm/105,51"	2700mm/106,30"	380mm/14,96"	2,5bar/36,25psi	1,0bar/14,50psi	314,0kg/692,25lbs
JT2800/2,5	2800	2780mm/109,45"	2800mm/110,24"	380mm/14,96"	2,5bar/36,25psi	1,0bar/14,50psi	325,0kg/716,5lbs
JT2900/2,5	2900	2880mm/113,39"	2900mm/114,17"	380mm/14,96"	2,5bar/36,25psi	1,0bar/14,50psi	338,0kg/745,16lbs
JT3000/2,5	3000	2980mm/117,32"	3000mm/118,11"	380mm/14,96"	2,5bar/36,25psi	1,0bar/14,50psi	350,0kg/771,62lbs
JT3100/2,5	3100	3080mm/121,25"	3100mm/122,05"	380mm/14,96"	2,5bar/36,25psi	1,0bar/14,50psi	362,0kg/798,07lbs
JT3200/2,5	3200	3180mm/125,2"	3200mm/125,98"	380mm/14,96"	2,5bar/36,25psi	1,0bar/14,50psi	373,0kg/822,32lbs
JT3300/2,5	3300	3280mm/129,13"	3300mm/129,92"	380mm/14,96"	2,5bar/36,25psi	1,0bar/14,50psi	396,0kg/873,03lbs
JT3400/2,5	3400	3380mm/133,07"	3400mm/133,86"	380mm/14,96"	2,5bar/36,25psi	1,0bar/14,50psi	409,0kg/901,69lbs
JT3500/2,5	3500	3480mm/137,01"	3500mm/137,80"	380mm/14,96"	2,5bar/36,25psi	1,0bar/14,50psi	422,0kg/930,35lbs
JT3600/2,5	3600	3580mm/140,94"	3600mm/141,73"	380mm/14,96"	2,5bar/36,25psi	1,0bar/14,50psi	435,0kg/959,01lbs
JT3700/2,5	3700	3680mm/144,88"	3700mm/145,67"	380mm/14,96"	2,5bar/36,25psi	1,0bar/14,50psi	448,0kg/987,67lbs
JT3800/2,5	3800	3780mm/148,82"	3800mm/149,61"	380mm/14,96"	2,5bar/36,25psi	1,0bar/14,50psi	495,0kg/1091,29lbs
JT3900/2,5	3900	3880mm/152,76"	3900mm/153,54"	380mm/14,96"	2,5bar/36,25psi	1,0bar/14,50psi	509,0kg/1122,15lbs
JT4000/2,5	4000	3980mm/156,69"	4000mm/157,48"	380mm/14,96"	2,5bar/36,25psi	1,0bar/14,50psi	560,0kg/1234,59lbs

Low Pressure Joint Testers can be produced according to the customer's requirement can be produce big dimensions Joint Tester and customize with a new design.

MEDIUM PRESSURE JOINT TESTERS

HIGH PRESSURE JOINT TESTERS

JOINT TESTERS (11 bar/159,50 psi)

JOINT TESTERS (25 bar/362,5 psi)

Product Code	Nominal Size (mm)	Product Diameter (mm/inch)	Pipe Diameter to be Testing (mm/inch)	Total Length of Product (mm/inch)	Max. Working/Inflating Pressure (bar/psi)	Joint Hydrostatic Test Pressure (bar/psi)	Product Weight (kg/lbs)
JT100/11	100	50mm/2,0"	100mm/4,0"	380mm/14,96"	11bar/159,5psi	7,0bar/101,5psi	22,0kg/48lbs
JT200/11	200	150mm/6,0"	200mm/8,0"	380mm/14,96"	11bar/159,5psi	7,0bar/101,5psi	41,0kg/91,0lbs
JT300/11	300	250mm/10,0"	300mm/12,0"	380mm/14,96"	11bar/159,5psi	7,0bar/101,5psi	63,0kg/139,0lbs
JT400/11	400	350mm/14,0"	400mm/16,0"	380mm/14,96"	11bar/159,5psi	7,0bar/101,5psi	81,0kg/179,0lbs
JT500/11	500	450mm/18,0"	500mm/20,0"	380mm/14,96"	11bar/159,5psi	7,0bar/101,5psi	104,0kg/230,0lbs
JT600/11	600	550mm /22,0"	600mm/24,0"	380mm/14,96"	11bar/159,5psi	7,0bar/101,5psi	126,0kg/278,0lbs
JT700/11	700	650mm/26,0"	700mm/28,0"	380mm/14,96"	11bar/159,5psi	7,0bar/101,5psi	148,0kg/325,0lbs
JT800/11	800	750mm/30,0"	800mm/32,0"	380mm/14,96"	11bar/159,5psi	7,0bar/101,5psi	167,0kg/369,0lbs
JT900/11	900	850mm/34,0"	900mm/36,0"	380mm/14,96"	11bar/159,5psi	7,0bar/101,5psi	187,0kg/413,0lbs
JT1000/11	1000	950mm/38,0"	1000mm/40,0"	380mm/14,96"	11bar/159,5psi	7,0bar/101,5psi	209,0kg/460,0lbs
JT1100/11	1100	1050mm/42,0"	1100mm/44,0"	380mm/14,96"	11bar/159,5psi	7,0bar/101,5psi	229,0kg/504,0lbs
JT1200/11	1200	1150mm/46,0"	1200mm/48,0"	380mm/14,96"	11bar/159,5psi	7,0bar/101,5psi	247,0kg/544,0lbs
JT1300/11	1300	1250mm/50,0"	1300mm/52,0"	380mm/14,96"	11bar/159,5psi	7,0bar/101,5psi	257,0kg/567,0lbs
JT1400/11	1400	1350mm/54,0"	1400mm/56,0"	380mm/14,96"	11bar/159,5psi	7,0bar/101,5psi	284,0kg/627,0lbs
JT1500/11	1500	1450mm/58,0"	1500mm/60,0"	380mm/14,96"	11bar/159,5psi	7,0bar/101,5psi	297,0kg/655,0lbs
JT1600/11	1600	1550mm/62,0"	1600mm/64,0"	380mm/14,96"	11bar/159,5psi	7,0bar/101,5psi	333,0kg /734,0lbs
JT1700/11	1700	1650mm/66,0"	1700mm/68,0"	380mm/14,96"	11bar/159,5psi	7,0bar/101,5psi	355,0kg/782,0lbs
JT1800/11	1800	1750mm/70,0"	1800mm/72,0"	380mm/14,96"	11bar/159,5psi	7,0bar/101,5psi	374,0kg/825,0lbs
JT1900/11	1900	1850mm/74,0"	1900mm/76,0"	380mm/14,96"	11bar/159,5psi	7,0bar/101,5psi	398,0kg/877,0lbs
JT2000/11	2000	1950mm/78,0"	2000mm/80,0"	380mm/14,96"	11bar/159,5psi	7,0bar/101,5psi	419,0kg/925,0lbs
JT2100/11	2100	2050mm/82,0"	2100mm/84,0"	380mm/14,96"	11bar/159,5psi	7,0bar/101,5psi	437,0kg/964,0lbs
JT2200/11	2200	2150mm/86,0"	2200mm /88,0"	380mm/14,96"	11bar/159,5psi	7,0bar/101,5psi	461,0kg/1016,0lbs
JT2300/11	2300	2250mm/90,0"	2300mm/92,0"	380mm/14,96"	11bar/159,5psi	7,0bar/101,5psi	481,0kg/1060,0lbs
JT2400/11	2400	2350mm/94,0"	2400mm/96,0"	380mm/14,96"	11bar/159,5psi	7,0bar/101,5psi	504,0kg/1111,0lbs
JT2500/11	2500	2450mm/98,0"	2500mm/100,0"	380mm/14,96"	11bar/159,5psi	7,0bar/101,5psi	527,0kg/1163,0lbs
JT2600/11	2600	2550mm/102,0"	2600mm/104,0"	380mm/14,96"	11bar/159,5psi	7,0bar/101,5psi	544,0kg/1198,0lbs
JT2700/11	2700	2650mm/106,0"	2700mm/108,0"	380mm/14,96"	11bar/159,5psi	7,0bar/101,5psi	565,0kg/1246,0lbs
JT2800/11	2800	2750mm/110,0"	2800mm/112,0"	380mm/14,96"	11bar/159,5psi	7,0bar/101,5psi	585,0kg/1290,0lbs
JT2900/11	2900	2850mm/114,0"	2900mm/116,0"	380mm/14,96"	11bar/159,5psi	7,0bar/101,5psi	608,0kg/1341,0lbs
JT3000/11	3000	2950mm/118,0"	3000mm/120,0"	380mm/14,96"	11bar/159,5psi	7,0bar/101,5psi	630,0kg/1389,0lbs
JT3100/11	3100	3050mm/122,0"	3100mm/124,0"	380mm/14,96"	11bar/159,5psi	7,0bar/101,5psi	652,0kg/1437,0lbs
JT3200/11	3200	3150mm/126,0"	3200mm/128,0"	380mm/14,96"	11bar/159,5psi	7,0bar/101,5psi	671,0kg/1480,0lbs
JT3300/11	3300	3250mm/130,0"	3300mm/132,0"	380mm/14,96"	11bar/159,5psi	7,0bar/101,5psi	713,0kg/1571,0lbs
JT3400/11	3400	3350mm/134,0"	3400mm/136,0"	380mm/14,96"	11bar/159,5psi	7,0bar/101,5psi	736,0kg/1623,0lbs
JT3500/11	3500	3450mm/18,0"	3500mm/140,0"	380mm/14,96"	11bar/159,5psi	7,0bar/101,5psi	760,0kg/1675,0lbs
JT3600/11	3600	3550mm/142,0"	3600mm/144,0"	380mm/14,96"	11bar/159,5psi	7,0bar/101,5psi	783,0kg/1726,0lbs
JT3700/11	3700	3650mm/146,0"	3700mm/148,0"	380mm/14,96"	11bar/159,5psi	7,0bar/101,5psi	806,0kg/1778,0lbs
JT3800/11	3800	3750mm/150,0"	3800mm/152,0"	380mm/14,96"	11bar/159,5psi	7,0bar/101,5psi	891,0kg/1964,0lbs
JT3900/11	3900	3850mm/154,0"	3900mm/156,0"	380mm/14,96"	11bar/159,5psi	7,0bar/101,5psi	916,0kg/2020,0lbs
JT4000/11	4000	3950mm/158,0"	4000mm/160,0"	380mm/14,96"	11bar/159,5psi	7,0bar/101,5psi	1008,0kg/2222,0lbs

Product Code	Nominal Size (mm)	Product Diameter (mm/inch)	Pipe Diameter to be Testing (mm/inch)	Total Length of Product (mm/inch)	Max. Working/Inflating Pressure (bar/psi)	Joint Hydrostatic Test Pressure (bar/psi)	Product Weight (kg/lbs)
JT100/25	100	50mm/2,0"	100mm/4,0"	380mm/14,96"	25bar/362,5psi	20bar/290,0psi	31,0kg/69,0lbs
JT200/25	200	150mm/6,0"	200mm/8,0"	380mm/14,96"	25bar/362,5psi	20bar/290,0psi	60,0kg/132,0lbs
JT300/25	300	250mm/10,0"	300mm/12,0"	380mm/14,96"	25bar/362,5psi	20bar/290,0psi	91,0kg/200,0lbs
JT400/25	400	350mm/14,0"	400mm/16,0"	380mm/14,96"	25bar/362,5psi	20bar/290,0psi	117,0kg/258,0lbs
JT500/25	500	450mm/18,0"	500mm/20,0"	380mm/14,96"	25bar/362,5psi	20bar/290,0psi	151,0kg/332,0lbs
JT600/25	600	550mm /22,0"	600mm/24,0"	380mm/14,96"	25bar/362,5psi	20bar/290,0psi	182,0kg/401,0lbs
JT700/25	700	650mm/26,0"	700mm/28,0"	380mm/14,96"	25bar/362,5psi	20bar/290,0psi	213,0kg/470,0lbs
JT800/25	800	750mm/30,0"	800mm/32,0"	380mm/14,96"	25bar/362,5psi	20bar/290,0psi	242,0kg/533,0lbs
JT900/25	900	850mm/34,0"	900mm/36,0"	380mm/14,96"	25bar/362,5psi	20bar/290,0psi	272,0kg/600,0lbs
JT1000/25	1000	950mm/38,0"	1000mm/40,0"	380mm/14,96"	25bar/362,5psi	20bar/290,0psi	302,0kg/665,0lbs
JT1100/25	1100	1050mm/42,0"	1100mm/44,0"	380mm/14,96"	25bar/362,5psi	20bar/290,0psi	330,0kg/728,0lbs
JT1200/25	1200	1150mm/46,0"	1200mm/48,0"	380mm/14,96"	25bar/362,5psi	20bar/290,0psi	356,0kg/785,0lbs
JT1300/25	1300	1250mm/50,0"	1300mm/52,0"	380mm/14,96"	25bar/362,5psi	20bar/290,0psi	372,0kg/820,0lbs
JT1400/25	1400	1350mm/54,0"	1400mm/56,0"	380mm/14,96"	25bar/362,5psi	20bar/290,0psi	411,0kg/905,0lbs
JT1500/25	1500	1450mm/58,0"	1500mm/60,0"	380mm/14,96"	25bar/362,5psi	20bar/290,0psi	429,0kg/946,0lbs
JT1600/25	1600	1550mm/62,0"	1600mm/64,0"	380mm/14,96"	25bar/362,5psi	20bar/290,0psi	481,0kg/1060,0lbs
JT1700/25	1700	1650mm/66,0"	1700mm/68,0"	380mm/14,96"	25bar/362,5psi	20bar/290,0psi	512,0kg /1129,0lbs
JT1800/25	1800	1750mm/70,0"	1800mm/72,0"	380mm/14,96"	25bar/362,5psi	20bar/290,0psi	541,0kg/1192,0lbs
JT1900/25	1900	1850mm/74,0"	1900mm/76,0"	380mm/14,96"	25bar/362,5psi	20bar/290,0psi	575,0kg/1267,0lbs
JT2000/25	2000	1950mm/78,0"	2000mm/80,0"	380mm/14,96"	25bar/362,5psi	20bar/290,0psi	606,0kg/1335,0lbs
JT2100/25	2100	2050mm/82,0"	2100mm/84,0"	380mm/14,96"	25bar/362,5psi	20bar/290,0psi	632,0kg/1393,0lbs
JT2200/25	2200	2150mm/86,0"	2200mm /88,0"	380mm/14,96"	25bar/362,5psi	20bar/290,0psi	666,0kg/1467,0lbs
JT2300/25	2300	2250mm/90,0"	2300mm/92,0"	380mm/14,96"	25bar/362,5psi	20bar/290,0psi	694,0kg/1530,0lbs
JT2400/25	2400	2350mm/94,0"	2400mm/96,0"	380mm/14,96"	25bar/362,5psi	20bar/290,0psi	728,0kg/1605,0lbs
JT2500/25	2500	2450mm/98,0"	2500mm/100,0"	380mm/14,96"	25bar/362,5psi	20bar/290,0psi	762,0kg/1679,0lbs
JT2600/25	2600	2550mm/102,0"	2600mm/104,0"	380mm/14,96"	25bar/362,5psi	20bar/290,0psi	785,0kg/1731,0lbs
JT2700/25	2700	2650mm/106,0"	2700mm/108,0"	380mm/14,96"	25bar/362,5psi	20bar/290,0psi	816,0kg/1800,0lbs
JT2800/25	2800	2750mm/110,0"	2800mm/112,0"	380mm/14,96"	25bar/362,5psi	20bar/290,0psi	845,0kg/1863,0lbs
JT2900/25	2900	2850mm/114,0"	2900mm/116,0"	380mm/14,96"	25bar/362,5psi	20bar/290,0psi	879,0kg/1937,0lbs
JT3000/25	3000	2950mm/118,0"	3000mm/120,0"	380mm/14,96"	25bar/362,5psi	20bar/290,0psi	910,0kg/2006,0lbs
JT3100/25	3100	3050mm/122,0"	3100mm/124,0"	380mm/14,96"	25bar/362,5psi	20bar/290,0psi	941,0kg/2075,0lbs

High Pressure Joint Testers can be produced according to the customer's requirement can be produce big dimensions Joint Tester and customize with a new design.

Medium Pressure Joint Testers can be produced according to the customer's requirement can be produce big dimensions Joint Tester and customize with a new design.

ULTRA HIGH PRESSURE JOINT TESTERS

JOINT TESTERS (55 bar/797,50 psi)

Product Code	Nominal Size (mm)	Product Diameter (mm/inch)	Pipe Diameter to be Testing (mm/inch)	Total Length of Product (mm/inch)	Max. Working/Inflating Pressure (bar/psi)	Joint Hydrostatic Test Pressure (bar/psi)	Product Weight (kg/lbs)
JT100/55	100	50mm/2,0"	100mm/4,0"	380mm/14,96"	55bar/797,5psi	50bar/725,0psi	40,0kg/88,62lbs
JT200/55	200	150mm/6,0"	200mm/8,0"	380mm/14,96"	55bar/797,5psi	50bar/725,0psi	77,0kg/169,86lbs
JT300/55	300	250mm/10,0"	300mm/12,0"	380mm/14,96"	55bar/797,5psi	50bar/725,0psi	117,0kg/258,49lbs
JT400/55	400	350mm/14,0"	400mm/16,0"	380mm/14,96"	55bar/797,5psi	50bar/725,0psi	151,0kg/332,34lbs
JT500/55	500	450mm/18,0"	500mm/20,0"	380mm/14,96"	55bar/797,5psi	50bar/725,0psi	194,0kg/428,35lbs
JT600/55	600	550mm/22,0"	600mm/24,0"	380mm/14,96"	55bar/797,5psi	50bar/725,0psi	235,0kg/516,98lbs
JT700/55	700	650mm/26,0"	700mm/28,0"	380mm/14,96"	55bar/797,5psi	50bar/725,0psi	275,0kg/605,6lbs
JT800/55	800	750mm/30,0"	800mm/32,0"	380mm/14,96"	55bar/797,5psi	50bar/725,0psi	312,0kg/686,84lbs
JT900/55	900	850mm/34,0"	900mm/36,0"	380mm/14,96"	55bar/797,5psi	50bar/725,0psi	348,0kg/768,08lbs
JT1000/55	1000	950mm/38,0"	1000mm/40,0"	380mm/14,96"	55bar/797,5psi	50bar/725,0psi	390,0kg/859,79lbs
JT1100/55	1100	1050mm/42,0"	1100mm/44,0"	380mm/14,96"	55bar/797,5psi	50bar/725,0psi	425,0kg/936,96lbs
JT1200/55	1200	1150mm/46,0"	1200mm/48,0"	380mm/14,96"	55bar/797,5psi	50bar/725,0psi	459,0kg/1011,8lbs
JT1300/55	1300	1250mm/50,0"	1300mm/52,0"	380mm/14,96"	55bar/797,5psi	50bar/725,0psi	479,0kg/1056,11lbs
JT1400/55	1400	1350mm/54,0"	1400mm/56,0"	380mm/14,96"	55bar/797,5psi	50bar/725,0psi	529,0kg/1166,89lbs
JT1500/55	1500	1450mm/58,0"	1500mm/60,0"	380mm/14,96"	55bar/797,5psi	50bar/725,0psi	553,0kg/1218,59lbs
JT1600/55	1600	1550mm/62,0"	1600mm/64,0"	380mm/14,96"	55bar/797,5psi	50bar/725,0psi	620,0kg/1366,3lbs
JT1700/55	1700	1650mm/66,0"	1700mm/68,0"	380mm/14,96"	55bar/797,5psi	50bar/725,0psi	660,0kg/1454,93lbs
JT1800/55	1800	1750mm/70,0"	1800mm/72,0"	380mm/14,96"	55bar/797,5psi	50bar/725,0psi	697,0kg/1536,17lbs
JT1900/55	1900	1850mm/74,0"	1900mm/76,0"	380mm/14,96"	55bar/797,5psi	50bar/725,0psi	740,0kg/1632,18lbs
JT2000/55	2000	1950mm/78,0"	2000mm/80,0"	380mm/14,96"	55bar/797,5psi	50bar/725,0psi	781,0kg/1720,8lbs
JT2100/55	2100	2050mm/82,0"	2100mm/84,0"	380mm/14,96"	55bar/797,5psi	50bar/725,0psi	814,0kg/1794,65lbs
JT2200/55	2200	2150mm/86,0"	2200mm/88,0"	380mm/14,96"	55bar/797,5psi	50bar/725,0psi	858,0kg/1890,66lbs
JT2300/55	2300	2250mm/90,0"	2300mm/92,0"	380mm/14,96"	55bar/797,5psi	50bar/725,0psi	894,0kg/1971,9lbs
JT2400/55	2400	2350mm/94,0"	2400mm/96,0"	380mm/14,96"	55bar/797,5psi	50bar/725,0psi	938,0kg/2067,91lbs

Ultra High Pressure Joint Testers can be produced according to the customer's requirement can be produce big dimensions Joint Tester and customize with a new design.



ULTRA HIGH PRESSURE JOINT TESTERS



CPLUGLINE

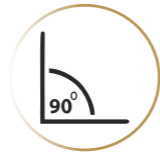
**REHABILITATION
POINT REPAIR
PACKERS**



MULTI SIZE BENDY PACKERS



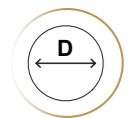
Customizable -
Modified Upon
Customers Needs



Bending
Angle
0 to 90

Product Description

Multi Size Bendy Packers, made of special rubber with incorporated fabric makes it easier to fix pipeline leaks at curved junctions and other curved sections; these portions must have an angle of up to 90°.



50mm to
300mm



Working Pressure
2 to 3 Bar



Material
Choice



-40/+70 °C



Corrosion
Resistant



Safe
Operation



Weight

Light



Easily Guided

MULTI SIZE BENDY PACKERS (2,0 bar/29,0 psi - 3,0 bar/43,51 psi)

Product Code	Nominal Size (mm)	Length of Rubber Part (mm/inch)	Contact Length at Min. Dia (mm/inch)	Max Working Pressure (bar/psi)	Product Diameter (mm/inch)	Total Length of Product (mm/inch)	Product Weight (kg/lbs)
MBP5070	50-70	1250mm/49,21"	900mm/35,43"	3bar/43,51 psi	32mm/1,26"	1350mm/53,15"	0,75kg/1,65lbs
MBP7080	70-80	1250mm/49,21"	900mm/35,43"	3bar/43,51 psi	50mm/1,97"	1350mm/53,15"	2kg/4,41lbs
MBP100125	100-125	1250mm/49,21"	900mm/35,43"	3bar/43,51 psi	60mm/2,36"	1350mm/53,15"	3kg/6,61lbs
MBP125150	125-150	1250mm/49,21"	900mm/35,43"	3bar/43,51 psi	75mm/2,95"	1350mm/53,15"	5kg/11,02lbs
MBP150165	150-165	1250mm/49,21"	900mm/35,43"	2bar/29,01 psi	75mm/2,95"	1350mm/53,15"	5kg/11,02lbs
MBP170220	170-220	1450mm/57,08"	1100mm/43,31"	2bar/29,01 psi	115mm/4,53"	1550mm/61,02"	7kg/15,43lbs
MBP225250	225-250	1650mm/64,96"	1300mm/51,18"	2bar/29,01 psi	150mm/5,91"	1750mm/68,9"	9kg/19,84lbs
MBP280300	280-300	1750mm/68,89"	1400mm/55,12"	2bar/29,01 psi	231mm/9,09"	1850mm/72,83"	13kg/28,66lbs

MULTI SIZE BENDY PACKERS



MULTI SIZE LATERAL PACKERS



Customizable - Modified Upon Customers Needs

Lateral Packers are especially designed for convenient and cost-effective way of completing localized sectional repairs of pipes, drains and sewers. They are used especially for repair of smaller diameter domestic pipelines like home connection installations and where it is not necessary to maintain flow during repair. They are available in a wide range of lengths, from 0,6 meters to 10 meters.



- 25mm to 600mm
- Working Pressure 1 to 3 Bar
- Material Choice NR/SBR CR EPDM
- 40/+70 °C
- Corrosion Resistant
- Safe Operation
- Light Weight
- Flexible and Easily Guided

MULTI SIZE BENDY PACKERS (2,0 bar/2 9,0 psi - 3,0 bar/43,51 psi)

Product Code	Nominal Size (mm)	Length of Rubber Part (mm/inch)	Contact Length at Min. Dia (mm/inch)	Contact Length at Max. Dia (mm/inch)	Max. Working Pressure (bar/psi)	Product Diameter (mm/inch)	Total Length of Product (mm/inch)	Product Weight (kg/lbs)
MLP2535/600	25-35	600mm/23,62"	520mm/20,47"	440mm/17,32"	3bar/43,5psi	20mm/0,79"	760mm/29,92"	0,4kg/0,88lbs
MLP2535/1000		1000mm/39,37"	920mm/36,22"	840mm/33,07"	3bar/43,5psi	20mm/0,79"	1160mm/45,67"	0,65kg/1,43lbs
MLP2535/1500		1500mm/59,06"	1420mm/55,91"	1340mm/52,76"	3bar/43,5psi	20mm/0,79"	1660mm/65,35"	1kg/2,2lbs
MLP2535/2000		2000mm/78,74"	1920mm/75,59"	1840mm/72,44"	3bar/43,5psi	20mm/0,79"	2160mm/85,04"	1,4kg/3,09lbs
MLP2535/2500		2500mm/98,43"	2420mm/95,28"	2340mm/92,13"	3bar/43,5psi	20mm/0,79"	2660mm/104,72"	1,7kg/3,75lbs
MLP2535/3000		3000mm/118,1"	2920mm/114,96"	2840mm/111,81"	3bar/43,5psi	20mm/0,79"	3160mm/124,41"	2kg/4,41lbs
MLP2535/4000		4000mm/157,4"	3920mm/154,33"	3840mm/151,18"	3bar/43,5psi	20mm/0,79"	4160mm/163,78"	2,7kg/5,95lbs
MLP2535/5000		5000mm/196,8"	4920mm/193,7"	4840mm/190,55"	3bar/43,5psi	20mm/0,79"	5160mm/203,15"	3,4kg/7,5lbs
MLP3550/600	35-50	600mm/23,62"	520mm/20,47"	440mm/17,32"	3bar/43,5psi	25mm/0,98"	760mm/29,92"	0,5kg/1,1lbs
MLP3550/1000		1000mm/39,37"	920mm/36,22"	840mm/33,07"	3bar/43,5psi	25mm/0,98"	1160mm/45,67"	0,9kg/1,98lbs
MLP3550/1500		1500mm/59,06"	1420mm/55,91"	1340mm/52,76"	3bar/43,5psi	25mm/0,98"	1660mm/65,35"	1,25kg/2,76lbs
MLP3550/2000		2000mm/78,74"	1920mm/75,59"	1840mm/72,44"	3bar/43,5psi	25mm/0,98"	2160mm/85,04"	1,7kg/3,75lbs
MLP3550/2500		2500mm/98,43"	2420mm/95,28"	2340mm/92,13"	3bar/43,5psi	25mm/0,98"	2660mm/104,72"	2,2kg/4,85lbs
MLP3550/3000		3000mm/118,1"	2920mm/114,96"	2840mm/111,81"	3bar/43,5psi	25mm/0,98"	3160mm/124,41"	2,5kg/5,51lbs
MLP3550/4000		4000mm/157,4"	3920mm/154,33"	3840mm/151,18"	3bar/43,5psi	25mm/0,98"	4160mm/163,78"	3kg/6,61lbs
MLP3550/5000		5000mm/196,8"	4920mm/193,7"	4840mm/190,55"	3bar/43,5psi	25mm/0,98"	5160mm/203,15"	3,5kg/7,72lbs

MULTI SIZE LATERAL PACKERS

Product Code	Nominal Size (mm)	Length of Rubber Part (mm/inch)	Contact Length at Min. Dia (mm/inch)	Contact Length at Max. Dia (mm/inch)	Max. Working Pressure (bar/psi)	Product Diameter (mm/inch)	Total Length of Product (mm/inch)	Product Weight (kg/lbs)
MLP5070/600	50-70	600mm/23,62"	520mm/20,47"	440mm/17,32"	3bar/43,5psi	33mm/1,3"	760mm/29,92"	0,6kg/1,32lbs
MLP5070/1000		1000mm/39,37"	920mm/36,22"	840mm/33,07"	3bar/43,5psi	33mm/1,3"	1160mm/45,67"	1kg/2,2lbs
MLP5070/1500		1500mm/59,06"	1440mm/56,69"	1340mm/52,76"	3bar/43,5psi	33mm/1,3"	1660mm/65,35"	1,5kg/3,31lbs
MLP5070/2000		2000mm/78,74"	1940mm/76,38"	1840mm/72,44"	3bar/43,5psi	33mm/1,3"	2160mm/85,04"	2kg/4,41lbs
MLP5070/2500		2500mm/98,43"	2440mm/96,06"	2340mm/92,13"	3bar/43,5psi	33mm/1,3"	2660mm/104,72"	2,5kg/5,51lbs
MLP5070/3000		3000mm/118,1"	2940mm/115,75"	2840mm/111,81"	3bar/43,5psi	33mm/1,3"	3160mm/124,41"	3kg/6,61lbs
MLP5070/4000		4000mm/157,4"	3940mm/155,12"	3840mm/151,18"	3bar/43,5psi	33mm/1,3"	4160mm/163,78"	3,5kg/7,72lbs
MLP5070/5000		5000mm/196,8"	4940mm/194,49"	4840mm/190,55"	3bar/43,5psi	33mm/1,3"	5160mm/203,15"	4kg/8,82lbs
MLP70100/600	70-100	600mm/23,62"	520mm/20,47"	380mm/14,96"	3bar/43,5psi	51mm/2,01"	760mm/29,92"	0,7kg/1,54lbs
MLP70100/1000		1000mm/39,37"	920mm/36,22"	780mm/30,71"	3bar/43,5psi	51mm/2,01"	1160mm/45,67"	1,2kg/2,65lbs
MLP70100/1500		1500mm/59,06"	1420mm/55,91"	1280mm/50,39"	3bar/43,5psi	51mm/2,01"	1660mm/65,35"	1,7kg/3,75lbs
MLP70100/2000		2000mm/78,74"	1920mm/75,59"	1780mm/70,08"	3bar/43,5psi	51mm/2,01"	2160mm/85,04"	2,2kg/4,85lbs
MLP70100/2500		2500mm/98,43"	2420mm/95,28"	2280mm/89,76"	3bar/43,5psi	51mm/2,01"	2660mm/104,72"	2,8kg/6,17lbs
MLP70100/3000		3000mm/118,1"	2920mm/114,96"	2780mm/109,45"	3bar/43,5psi	51mm/2,01"	3160mm/124,41"	3,2kg/7,05lbs
MLP70100/4000		4000mm/157,4"	3920mm/154,33"	3780mm/148,82"	3bar/43,5psi	51mm/2,01"	4160mm/163,78"	3,7kg/8,16lbs
MLP70100/5000		5000mm/196,8"	4920mm/193,7"	4780mm/188,19"	3bar/43,5psi	51mm/2,01"	5160mm/203,15"	4,2kg/9,26lbs
MLP80125/600	80-125	600mm/23,62"	520mm/20,47"	360mm/14,17"	3bar/43,5psi	51mm/2,01"	760mm/29,92"	0,7kg/1,54lbs
MLP80125/1000		1000mm/39,37"	920mm/36,22"	860mm/33,86"	3bar/43,5psi	51mm/2,01"	1160mm/45,67"	1,2kg/2,65lbs
MLP80125/1500		1500mm/59,06"	1420mm/55,91"	1360mm/53,54"	3bar/43,5psi	51mm/2,01"	1660mm/65,35"	1,7kg/3,75lbs
MLP80125/2000		2000mm/78,74"	1920mm/75,59"	1860mm/73,23"	3bar/43,5psi	51mm/2,01"	2160mm/85,04"	2,2kg/4,85lbs
MLP80125/2500		2500mm/98,43"	2420mm/95,28"	2360mm/92,91"	3bar/43,5psi	51mm/2,01"	2660mm/104,72"	2,8kg/6,17lbs
MLP80125/3000		3000mm/118,1"	2920mm/114,96"	2860mm/112,6"	3bar/43,5psi	51mm/2,01"	3160mm/124,41"	3,2kg/7,05lbs
MLP80125/4000		4000mm/157,4"	3920mm/154,33"	3860mm/151,97"	3bar/43,5psi	51mm/2,01"	4160mm/163,78"	3,7kg/8,16lbs
MLP80125/5000		5000mm/196,8"	4920mm/193,7"	4860mm/191,34"	3bar/43,5psi	51mm/2,01"	5160mm/203,15"	4,2kg/9,26lbs
MLP100150/600	100-150	600mm/23,62"	520mm/20,47"	380mm/14,96"	2,5bar/36,25psi	60mm/2,36"	760mm/29,92"	1,5kg/3,31lbs
MLP100150/1000		1000mm/39,37"	920mm/36,22"	780mm/30,71"	2,5bar/36,25psi	60mm/2,36"	1160mm/45,67"	2,7kg/5,95lbs
MLP100150/1500		1500mm/59,06"	1420mm/55,91"	1380mm/54,33"	2,5bar/36,25psi	60mm/2,36"	1660mm/65,35"	4kg/8,82lbs
MLP100150/2000		2000mm/78,74"	1920mm/75,59"	1880mm/74,02"	2,5bar/36,25psi	60mm/2,36"	2160mm/85,04"	5,5kg/12,13lbs
MLP100150/2500		2500mm/98,43"	2420mm/95,28"	2380mm/93,7"	2,5bar/36,25psi	60mm/2,36"	2660mm/104,72"	6,7kg/14,77lbs
MLP100150/3000		3000mm/118,1"	2920mm/114,96"	2880mm/113,39"	2,5bar/36,25psi	60mm/2,36"	3160mm/124,41"	8kg/17,64lbs
MLP100150/4000		4000mm/157,4"	3920mm/154,33"	3880mm/152,76"	2,5bar/36,25psi	60mm/2,36"	4160mm/163,78"	10,7kg/23,59lbs
MLP100150/5000		5000mm/196,8"	4920mm/193,7"	4880mm/192,13"	2,5bar/36,25psi	60mm/2,36"	5160mm/203,15"	13,5kg/29,76l
MLP150200/600	150-200	600mm/23,62"	480mm/18,9"	320mm/12,6"	2,5bar/36,25psi	80mm/3,15"	760mm/29,92"	1,7kg/3,75lbs
MLP150200/1000		1000mm/39,37"	880mm/34,65"	720mm/28,35"	2,5bar/36,25psi	80mm/3,15"	1160mm/45,67"	3kg/6,61lbs
MLP150200/1500		1500mm/59,06"	1380mm/54,33"	1220mm/48,03"	2,5bar/36,25psi	80mm/3,15"	1660mm/65,35"	4,5kg/9,92lbs
MLP150200/2000		2000mm/78,74"	1880mm/74,02"	1720mm/67,72"	2,5bar/36,25psi	80mm/3,15"	2160mm/85,04"	6kg/13,23lbs
MLP150200/2500		2500mm/98,43"	2380mm/93,7"	2220mm/87,4"	2,5bar/36,25psi	80mm/3,15"	2660mm/104,72"	7,5kg/16,53lbs
MLP150200/3000		3000mm/118,1"	2880mm/113,39"	2720mm/107,09"	2,5bar/36,25psi	80mm/3,15"	3160mm/124,41"	9,2kg/20,28lbs
MLP150200/4000		4000mm/157,4"	3880mm/152,76"	3720mm/146,46"	2,5bar/36,25psi	80mm/3,15"	4160mm/163,78"	12,3kg/27,12l
MLP150200/5000		5000mm/196,8"	4880mm/192,13"	4720mm/185,83"	2,5bar/36,25psi	80mm/3,15"	5160mm/203,15"	15,4kg/33,95l

MULTI SIZE LATERAL PACKERS

WIDE SIZE LATERAL PACKERS



Customizable - Modified Upon Customers Needs

Product Code	Nominal Size (mm)	Length of Rubber Part (mm/inch)	Contact Length at Min. Dia (mm/inch)	Contact Length at Max. Dia (mm/inch)	Max. Working Pressure (bar/psi)	Product Diameter (mm/inch)	Total Length of Product (mm/inch)	Product Weight (kg/lbs)
MLP150250/600	150-250	600mm/23,62"	520mm/20,47"	360mm/14,17"	2bar/29psi	116mm/4,57"	760mm/29,92"	2,5kg/5,51lbs
MLP150250/1000		1000mm/39,37	920mm/36,22"	760mm/29,92"	2bar/29psi	116mm/4,57"	1160mm/45,67"	3,8kg/8,38lbs
MLP150250/1500		1500mm/59,06	1420mm/55,91"	1260mm/49,61"	2bar/29psi	116mm/4,57"	1660mm/65,35"	5,3kg/11,68lbs
MLP150250/2000		2000mm/78,74	1920mm/75,59"	1760mm/69,29"	2bar/29psi	116mm/4,57"	2160mm/85,04"	6,8kg/14,99lbs
MLP150250/2500		2500mm/98,43	2420mm/95,28"	2260mm/88,98"	2bar/29psi	116mm/4,57"	2660mm/104,72"	8,3kg/18,3lbs
MLP150250/3000		3000mm/118,1	2920mm/114,96"	2760mm/108,66"	2bar/29psi	116mm/4,57"	3160mm/124,41"	10kg/22,05lbs
MLP150250/4000		4000mm/157,4	3920mm/154,33"	3760mm/148,03"	2bar/29psi	116mm/4,57"	4160mm/163,78"	13,1kg/28,88lbs
MLP150250/5000		5000mm/196,8	4920mm/193,7"	4760mm/187,4"	2bar/29psi	116mm/4,57"	5160mm/203,15"	16,2kg/35,71lbs
MLP200300/600	200-300	600mm/23,62"	480mm/18,9"	280mm/11,02"	2bar/29psi	150mm/5,91"	760mm/29,92"	4kg/8,82lbs
MLP200300/1000		1000mm/39,37	880mm/34,65"	680mm/26,77"	2bar/29psi	150mm/5,91"	1160mm/45,67"	6kg/13,23lbs
MLP200300/1500		1500mm/59,06	1380mm/54,33"	1180mm/46,46"	2bar/29psi	150mm/5,91"	1660mm/65,35"	8kg/17,64lbs
MLP200300/2000		2000mm/78,74	1880mm/74,02"	1680mm/66,14"	2bar/29psi	150mm/5,91"	2160mm/85,04"	10kg/22,05lbs
MLP200300/2500		2500mm/98,43	2380mm/93,7"	2180mm/85,83"	2bar/29psi	150mm/5,91"	2660mm/104,72"	12kg/26,46lbs
MLP200300/3000		3000mm/118,1	2880mm/113,39"	2680mm/105,51"	2bar/29psi	150mm/5,91"	3160mm/124,41"	14kg/30,86lbs
MLP200300/4000		4000mm/157,4	3880mm/152,76"	3680mm/144,88"	2bar/29psi	150mm/5,91"	4160mm/163,78"	16kg/35,27lbs
MLP200300/5000		5000mm/196,8	4880mm/192,13"	4680mm/184,25"	2bar/29psi	150mm/5,91"	5160mm/203,15"	18kg/39,68lbs
MLP300400/1000	300-400	1000mm/39,37	800mm/31,5"	460mm/18,11"	1,5bar/21,75psi	231mm/9,09"	1160mm/45,67"	7kg/15,43lbs
MLP300400/1500		1500mm/59,06	1300mm/51,18"	960mm/37,8"	1,5bar/21,75psi	231mm/9,09"	1660mm/65,35"	9kg/19,84lbs
MLP300400/2000		2000mm/78,74	1800mm/70,87"	1460mm/57,48"	1,5bar/21,75psi	231mm/9,09"	2160mm/85,04"	11kg/24,25lbs
MLP300400/2500		2500mm/98,43	2300mm/90,55"	1960mm/77,17"	1,5bar/21,75psi	232mm/9,13"	2660mm/104,72"	13kg/28,66lbs
MLP300400/3000		3000mm/118,1	2800mm/110,24"	2460mm/96,85"	1,5bar/21,75psi	231mm/9,09"	3160mm/124,41"	16kg/35,27lbs
MLP300400/4000		4000mm/157,4	3800mm/149,61"	3460mm/136,22"	1,5bar/21,75psi	231mm/9,09"	4160mm/163,78"	18kg/39,68lbs
MLP300400/5000		5000mm/196,8	4800mm/188,98"	4460mm/175,59"	1,5bar/21,75psi	231mm/9,09"	5160mm/203,15"	20kg/44,09lbs
MLP400500/1000		400-500	1000mm/39,37	820mm/32,28"	620mm/24,41"	1bar/14,5psi	345mm/13,5"	1160mm/45,67"
MLP400500/1500	1500mm/59,06		1320mm/51,97"	1120mm/44,09"	1bar/14,5psi	345mm/13,5"	1660mm/65,35"	10kg/22,05lbs
MLP400500/2000	2000mm/78,74		1820mm/71,65"	1620mm/63,78"	1bar/14,5psi	345mm/13,5"	2160mm/85,04"	12kg/26,46lbs
MLP400500/2500	2500mm/98,43		2320mm/91,34"	2120mm/83,46"	1bar/14,5psi	345mm/13,5"	2660mm/104,72"	14kg/30,86lbs
MLP400500/3000	3000mm/118,1		2820mm/111,02"	2620mm/103,15"	1bar/14,5psi	345mm/13,5"	3160mm/124,41"	17kg/37,48lbs
MLP400500/4000	4000mm/157,4		3820mm/150,39"	3620mm/142,52"	1bar/14,5psi	345mm/13,5"	4160mm/163,78"	19kg/41,89lbs
MLP400500/5000	5000mm/196,8		4820mm/189,76"	4620mm/181,89"	1bar/14,5psi	345mm/13,5"	5160mm/203,15"	21kg/46,3lbs
MLP450600/1000	450-600		1000mm/39,37	760mm/29,92"	440mm/17,32"	1bar/14,5psi	345mm/13,5"	1160mm/45,67"
MLP450600/1500		1500mm/59,06	1260mm/49,61"	940mm/37,01"	1bar/14,5psi	345mm/13,5"	1660mm/65,35"	10kg/22,05lbs
MLP450600/2000		2000mm/78,74	1760mm/69,29"	1440mm/56,69"	1bar/14,5psi	345mm/13,5"	2160mm/85,04"	12kg/26,46lbs
MLP450600/2500		2500mm/98,43	2260mm/88,98"	1940mm/76,38"	1bar/14,5psi	345mm/13,5"	2660mm/104,72"	14kg/30,86lbs
MLP450600/3000		3000mm/118,1	2760mm/108,66"	2440mm/96,06"	1bar/14,5psi	345mm/13,5"	3160mm/124,41"	17kg/37,48lbs
MLP450600/4000		4000mm/157,4	3760mm/148,03"	3440mm/135,43"	1bar/14,5psi	345mm/13,5"	4160mm/163,78"	19kg/41,89lbs
MLP450600/5000		5000mm/196,8	4760mm/187,4"	4440mm/174,8"	1bar/14,5psi	345mm/13,5"	5160mm/203,15"	21kg/46,3lbs

Product Description

Lateral Packers are long, cylinder-shaped inflatable devices used to repair leaks and sectional cracks. WLP Packers are made to be utilized in a variety of pipe sizes, unlike conventional lateral packers. More pipes of various sizes may be repaired with just one product. In order to facilitate handling and slippage, Wide Size Lateral Packers are finished on both sides with rubber end covers. They are available in a wide range of lengths, from 0,6 meters to 10 meters.



35mm to 1000mm



Working Pressure 1,5 to 4 Bar



Material Choice



-40/+70 °C



Corrosion Resistant



Safe Operation



Light Weight



Flexible and Easily Guided

WIDE SIZE LATERAL PACKERS (1,5 bar/21,75 psi - 4 bar/58,0 psi)

Product Code	Nominal Size (mm)	Contact Length at Min. Dia (mm/inch)	Contact Length at Max. Dia (mm/inch)	Max. Working Pressure (bar/psi)	Product Diameter (mm/inch)	Total Length of Product (mm/inch)	Product Weight (kg/lbs)
WLP3570/600	35-70	675mm/26,57"	600mm/23,62"	4bar/58psi	30mm/1,18"	750mm/29,53"	0,5kg/1,1lbs
WLP3570/1000		1075mm/42,32"	1000mm/39,37"	4bar/58psi	30mm/1,18"	1150mm/45,28"	0,75kg/1,65lbs
WLP3570/1500		1575mm/62,01"	1500mm/59,06"	4bar/58psi	30mm/1,18"	1650mm/64,96"	1kg/2,2lbs
WLP3570/2000		2075mm/81,69"	2000mm/78,74"	4bar/58psi	30mm/1,18"	2150mm/84,65"	1,5kg/3,31lbs
WLP3570/2500		2575mm/101,38"	2500mm/98,43"	4bar/58psi	30mm/1,18"	2650mm/104,33"	1,75kg/3,86lbs
WLP3570/3000		3075mm/121,06"	3000mm/118,11"	4bar/58psi	30mm/1,18"	3150mm/124,02"	2,25kg/4,96lbs
WLP3570/4000		4075mm/160,43"	4000mm/157,48"	4bar/58psi	30mm/1,18"	4150mm/163,39"	3kg/6,61lbs
WLP3570/5000		5075mm/199,8"	5000mm/196,85"	4bar/58psi	30mm/1,18"	5150mm/202,76"	4kg/8,82lbs
WLP40100/600	40-100	720mm/28,35"	600mm/23,62"	4bar/58psi	35mm/1,38"	820mm/32,28"	0,6kg/1,32lbs
WLP40100/1000		1120mm/44,09"	1000mm/39,37"	4bar/58psi	35mm/1,38"	1220mm/48,03"	1kg/2,2lbs
WLP40100/1500		1620mm/63,78"	1500mm/59,06"	4bar/58psi	35mm/1,38"	1720mm/67,72"	1,5kg/3,31lbs
WLP40100/2000		2120mm/83,46"	2000mm/78,74"	4bar/58psi	35mm/1,38"	2220mm/87,4"	2kg/4,41lbs
WLP40100/2500		2620mm/103,15"	2500mm/98,43"	4bar/58psi	35mm/1,38"	2720mm/107,09"	2,5kg/5,51lbs
WLP40100/3000		3120mm/122,83"	3000mm/118,11"	4bar/58psi	35mm/1,38"	3220mm/126,77"	3kg/6,61lbs
WLP40100/4000		4120mm/162,2"	4000mm/157,48"	4bar/58psi	35mm/1,38"	4220mm/166,14"	4kg/8,82lbs
WLP40100/5000		5120mm/201,57"	5000mm/196,85"	4bar/58psi	35mm/1,38"	5220mm/205,51"	5kg/11,02lbs

WIDE SIZE LATERAL PACKERS

WIDE SIZE LATERAL PACKERS

WIDE SIZE LATERAL PACKERS (1,5 bar/21,75 psi - 4 bar/58,0 psi)

Product Code	Nominal Size (mm)	Contact Length at Min. Dia (mm/inch)	Contact Length at Max. Dia (mm/inch)	Max. Working Pressure (bar/psi)	Product Diameter (mm/inch)	Total Length of Product (mm/inch)	Product Weight (kg/lbs)
WLP50150/1500	50-150	1700mm/66,93"	1500mm/59,06"	4bar/58psi	45mm/1,77"	1850mm/72,83"	1,5kg/3,31lbs
WLP50150/2000		2200mm/86,61"	2000mm/78,74"	4bar/58psi	45mm/1,77"	2350mm/92,52"	1,8kg/3,97lbs
WLP50150/2500		2700mm/106,3"	2500mm/98,43"	4bar/58psi	45mm/1,77"	2850mm/112,2"	4,4kg/9,7lbs
WLP50150/3000		3200mm/125,98"	3000mm/118,11"	4bar/58psi	45mm/1,77"	3350mm/131,89"	5,25kg/11,57lbs
WLP50150/4000		4200mm/165,35"	4000mm/157,48"	4bar/58psi	45mm/1,77"	4350mm/171,26"	7kg/15,43lbs
WLP50150/5000		5200mm/204,72"	5000mm/196,85"	4bar/58psi	45mm/1,77"	5350mm/210,63"	8,75kg/19,29lbs
WLP70200/600	70-200	900mm/35,43"	600mm/23,62"	3,5bar/50,75psi	58mm/2,28"	1100mm/43,31"	1,05kg/2,31lbs
WLP70200/1000		1300mm/51,18"	1000mm/39,37"	3,5bar/50,75psi	58mm/2,28"	1500mm/59,06"	1,75kg/3,86lbs
WLP70200/1500		1800mm/70,87"	1500mm/59,06"	3,5bar/50,75psi	58mm/2,28"	2000mm/78,74"	2,625kg/5,79lbs
WLP70200/2000		2300mm/90,55"	2000mm/78,74"	3,5bar/50,75psi	58mm/2,28"	2500mm/98,43"	3,6kg/7,93lbs
WLP70200/2500		2800mm/110,24"	2500mm/98,43"	3,5bar/50,75psi	58mm/2,28"	3000mm/118,11"	4,4kg/9,7lbs
WLP70200/3000		3300mm/129,92"	3000mm/118,11"	3,5bar/50,75psi	58mm/2,28"	3500mm/137,8"	5,25kg/11,57lbs
WLP70200/4000		4300mm/169,29"	4000mm/157,48"	3,5bar/50,75psi	58mm/2,28"	4500mm/177,17"	7kg/15,43lbs
WLP70200/5000		5300mm/208,66"	5000mm/196,85"	3,5bar/50,75psi	58mm/2,28"	5500mm/216,54"	8,75kg/19,29lbs
WLP100200/600	100-200	900mm/35,43"	600mm/23,62"	3bar/43,5psi	61mm/2,4"	1100mm/43,31"	1,05kg/2,31lbs
WLP100200/1000		1300mm/51,18"	1000mm/39,37"	3bar/43,5psi	61mm/2,4"	1500mm/59,06"	1,75kg/3,86lbs
WLP100200/1500		1800mm/70,87"	1500mm/59,06"	3bar/43,5psi	61mm/2,4"	2000mm/78,74"	2,625kg/5,79lbs
WLP100200/2000		2300mm/90,55"	2000mm/78,74"	3bar/43,5psi	61mm/2,4"	2500mm/98,43"	3,6kg/7,93lbs
WLP100200/2500		2800mm/110,24"	2500mm/98,43"	3bar/43,5psi	61mm/2,4"	3000mm/118,11"	4,4kg/9,7lbs
WLP100200/3000		3300mm/129,92"	3000mm/118,11"	3bar/43,5psi	61mm/2,4"	3500mm/137,8"	5,25kg/11,57lbs
WLP100200/4000		4300mm/169,29"	4000mm/157,48"	3bar/43,5psi	61mm/2,4"	4500mm/177,17"	7kg/15,43lbs
WLP100200/5000		5300mm/208,66"	5000mm/196,85"	3bar/43,5psi	61mm/2,4"	5500mm/216,54"	8,75kg/19,29lbs
WLP100250/600	100-250	1000mm/39,37"	600mm/23,62"	3bar/43,5psi	75mm/2,95"	1200mm/47,24"	1,4kg/3,09lbs
WLP100250/1000		1400mm/55,12"	1000mm/39,37"	3bar/43,5psi	75mm/2,95"	1600mm/62,99"	2,2kg/4,85lbs
WLP100250/1500		1900mm/74,8"	1500mm/59,06"	3bar/43,5psi	75mm/2,95"	2100mm/82,68"	3,38kg/7,45lbs
WLP100250/2000		2400mm/94,49"	2000mm/78,74"	3bar/43,5psi	75mm/2,95"	2600mm/102,36"	4,68kg/10,31lbs
WLP100250/2500		2900mm/114,17"	2500mm/98,43"	3bar/43,5psi	75mm/2,95"	3100mm/122,05"	5,72kg/12,61lbs
WLP100250/3000		3400mm/133,86"	3000mm/118,11"	3bar/43,5psi	75mm/2,95"	3600mm/141,73"	6,8kg/14,99lbs
WLP100250/4000		4400mm/173,23"	4000mm/157,48"	3bar/43,5psi	75mm/2,95"	4600mm/181,1"	9,1kg/20,06lbs
WLP100250/5000		5400mm/212,6"	5000mm/196,85"	3bar/43,5psi	75mm/2,95"	5600mm/220,47"	11,4kg/25,13lbs
WLP150300/600	150-300	1100mm/43,31"	600mm/23,62"	2bar/29psi	120mm/4,72"	1300mm/51,18"	5,2kg/11,46lbs
WLP150300/1000		1500mm/59,06"	1000mm/39,37"	2bar/29psi	120mm/4,72"	1700mm/66,93"	8,4kg/18,51lbs
WLP150300/1500		2000mm/78,74"	1500mm/59,06"	2bar/29psi	120mm/4,72"	2200mm/86,61"	12,8kg/28,21lbs
WLP150300/2000		2500mm/98,43"	2000mm/78,74"	2bar/29psi	120mm/4,72"	2700mm/106,3"	17,2kg/37,91lbs
WLP150300/2500		3000mm/118,11"	2500mm/98,43"	2bar/29psi	120mm/4,72"	3200mm/125,98"	21,5kg/47,39lbs
WLP150300/3000		3500mm/137,8"	3000mm/118,11"	2bar/29psi	120mm/4,72"	3700mm/145,67"	25,76kg/56,78lbs
WLP150300/4000		4500mm/177,17"	4000mm/157,48"	2bar/29psi	120mm/4,72"	4700mm/185,04"	35,4kg/78,02lbs
WLP150300/5000	5500mm/216,54"	5000mm/196,85"	2bar/29psi	120mm/4,72"	5700mm/224,41"	43kg/94,77lbs	

WIDE SIZE LATERAL PACKERS (1,5 bar/21,75 psi - 4 bar/58,0 psi)

Product Code	Nominal Size (mm)	Contact Length at Min. Dia (mm/inch)	Contact Length at Max. Dia (mm/inch)	Max. Working Pressure (bar/psi)	Product Diameter (mm/inch)	Total Length of Product (mm/inch)	Product Weight (kg/lbs)
WLP200500/600	200-500	1450mm/57,09"	600mm/23,62"	2bar/29psi	185mm/7,28"	1700mm/66,93"	6,9kg/15,21lbs
WLP200500/1000		1850mm/72,83"	1000mm/39,37"	2bar/29psi	185mm/7,28"	2100mm/82,68"	11,5kg/25,35lbs
WLP200500/1500		2350mm/92,52"	1500mm/59,06"	2bar/29psi	185mm/7,28"	2600mm/102,36"	17,2kg/37,91lbs
WLP200500/2000		2850mm/112,2"	2000mm/78,74"	2bar/29psi	185mm/7,28"	3100mm/122,05"	22,9kg/50,47lbs
WLP200500/2500		3350mm/131,89"	2500mm/98,43"	2bar/29psi	185mm/7,28"	3600mm/141,73"	28,7kg/63,25lbs
WLP200500/3000		3850mm/151,57"	3000mm/118,11"	2bar/29psi	185mm/7,28"	4100mm/161,42"	34,35kg/75,71lbs
WLP200500/4000		4850mm/190,94"	4000mm/157,48"	2bar/29psi	185mm/7,28"	5100mm/200,79"	45,8kg/100,94lbs
WLP200500/5000	5850mm/230,31"	5000mm/196,85"	2bar/29psi	185mm/7,28"	6100mm/240,16"	57,25kg/126,18lbs	
WLP300800/600	300-800	2100mm/82,68"	600mm/23,62"	1,5bar/21,75psi	272mm/10,71"	2400mm/94,49"	18,39kg/40,53lbs
WLP300800/1000		2500mm/98,43"	1000mm/39,37"	1,5bar/21,75psi	272mm/10,71"	2800mm/110,24"	30,65kg/67,55lbs
WLP300800/1500		3000mm/118,11"	1500mm/59,06"	1,5bar/21,75psi	272mm/10,71"	3300mm/129,92"	46kg/101,38lbs
WLP300800/2000		3500mm/137,8"	2000mm/78,74"	1,5bar/21,75psi	272mm/10,71"	3800mm/149,61"	61,3kg/135,11lbs
WLP300800/2500		4000mm/157,48"	2500mm/98,43"	1,5bar/21,75psi	272mm/10,71"	4300mm/169,29"	76,5kg/168,61lbs
WLP300800/3000		4500mm/177,17"	3000mm/118,11"	1,5bar/21,75psi	272mm/10,71"	4800mm/188,98"	92kg/202,77lbs
WLP300800/4000		5500mm/216,54"	4000mm/157,48"	1,5bar/21,75psi	272mm/10,71"	5800mm/228,35"	122kg/268,89lbs
WLP300800/5000	6500mm/255,91"	5000mm/196,85"	1,5bar/21,75psi	272mm/10,71"	6800mm/267,72"	153kg/337,21lbs	
WLP4001000/600	400-1000	2200mm/86,61"	600mm/23,62"	1,5bar/21,75psi	345mm/13,58"	2800mm/110,24"	25,2kg/55,54lbs
WLP4001000/1000		2600mm/102,36"	1000mm/39,37"	1,5bar/21,75psi	345mm/13,58"	3200mm/125,98"	42kg/92,57lbs
WLP4001000/1500		3100mm/122,05"	1500mm/59,06"	1,5bar/21,75psi	345mm/13,58"	3700mm/145,67"	63kg/138,85lbs
WLP4001000/2000		3600mm/141,73"	2000mm/78,74"	1,5bar/21,75psi	345mm/13,58"	4200mm/165,35"	82kg/180,73lbs
WLP4001000/2500		4100mm/161,42"	2500mm/98,43"	1,5bar/21,75psi	345mm/13,58"	4700mm/185,04"	103kg/227,01lbs
WLP4001000/3000		4600mm/181,1"	3000mm/118,11"	1,5bar/21,75psi	345mm/13,58"	5200mm/204,72"	123kg/271,09lbs
WLP4001000/4000		5600mm/220,47"	4000mm/157,48"	1,5bar/21,75psi	345mm/13,58"	6200mm/244,09"	164kg/361,46lbs
WLP4001000/5000	6600mm/259,84"	5000mm/196,85"	1,5bar/21,75psi	345mm/13,58"	7200mm/283,46"	198kg/436,39lbs	

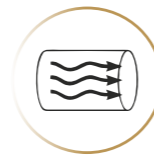
FLEXIBLE BYPASS PACKERS

Product Description

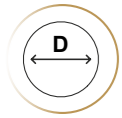
Flexible Bypass Packers are designed and used for repairing leakage of joints, leakage of other parts and repaired the cracks of sewers, drainage systems, pipelines, and gullies. They are produced with a bypass that allows for a flow during the repair of pipes and drains in cases where the flow must continue.



**Customizable -
Modified Upon
Customers Needs**



With Bypass



100mm to 2200mm



Working Pressure 1 to 2,5 Bar



Material Choice NR/SBR CR EPDM



-40/+70 °C



Corrosion Resistant



Safe Operation



Light Weight



Easy Positioning



Flexible and Easily Guided

FLEXIBLE BYPASS PACKERS (1.0 bar/14.50 psi - 2.5 bar/36.25 psi)

Product Code	Nominal Size (mm)	Length of Rubber Part (mm/inch)	Contact Length at Min. Dia (mm/inch)	Contact Length at Max. Dia (mm/inch)	Max. Working Pressure (bar/psi)	Product Diameter (mm/inch)	Total Length of Product (mm/inch)	Bypass Diameter (mm/inch)	Product Weight (kg/lbs)
FBP100150/1000	100-150	1000mm/39,37"	850mm/33,46"	830mm/32,68"	2,5bar/36,25psi	60mm/2,36"	1350mm/53,15"	NA	1,7kg/3,75lbs
FBP100150/1500	100-150	1500mm/59,06"	1350mm/53,15"	1330mm/52,36"	2,5bar/36,25psi	60mm/2,36"	1850mm/72,83"	NA	3,7kg/8,16lbs
FBP100150/2000	100-150	2000mm/78,74"	1850mm/72,83"	1830mm/72,05"	2,5bar/36,25psi	60mm/2,36"	2350mm/92,52"	NA	4,5kg/9,92lbs
FBP100150/2500	100-150	2500mm/98,43"	2350mm/92,52"	2330mm/91,73"	2,5bar/36,25psi	60mm/2,36"	2850mm/112,2"	NA	5,1kg/11,24lbs
FBP100150/3000	100-150	3000mm/118,11"	2850mm/112,2"	2830mm/111,42"	2,5bar/36,25psi	60mm/2,36"	3350mm/131,89"	NA	5,8kg/12,79lbs
FBP100150/4000	100-150	4000mm/157,48"	3850mm/151,57"	3830mm/150,79"	2,5bar/36,25psi	60mm/2,36"	4350mm/171,26"	NA	7,4kg/16,31lbs
FBP100150/5000	100-150	5000mm/196,85"	4850mm/190,94"	4830mm/190,16"	2,5bar/36,25psi	60mm/2,36"	5350mm/210,63"	NA	9,2kg/20,28lbs
FBP150250/1000	150-250	1000mm/39,37"	900mm/35,43"	775mm/30,51"	2,0bar/29,00psi	116mm/4,57"	1350mm/53,15"	50,8mm/2"	7,5kg/16,53lbs
FBP150250/1500	150-250	1500mm/59,06"	1400mm/55,12"	1275mm/50,2"	2,0bar/29,00psi	116mm/4,57"	1850mm/72,83"	50,8mm/2"	10,2kg/22,49lbs
FBP150250/2000	150-250	2000mm/78,74"	1900mm/74,8"	1775mm/69,88"	2,0bar/29,00psi	116mm/4,57"	2350mm/92,52"	50,8mm/2"	13kg/28,66lbs
FBP150250/2500	150-250	2500mm/98,43"	2400mm/94,49"	2275mm/89,57"	2,0bar/29,00psi	116mm/4,57"	2850mm/112,2"	50,8mm/2"	15,5kg/34,17lbs
FBP150250/3000	150-250	3000mm/118,11"	2900mm/114,17"	2775mm/109,25"	2,0bar/29,00psi	116mm/4,57"	3350mm/131,89"	50,8mm/2"	18kg/39,68lbs
FBP150250/4000	150-250	4000mm/157,48"	3900mm/153,54"	3775mm/148,62"	2,0bar/29,00psi	116mm/4,57"	4350mm/171,26"	50,8mm/2"	23,5kg/51,81lbs
FBP150250/5000	150-250	5000mm/196,85"	4900mm/192,91"	4775mm/187,99"	2,0bar/29,00psi	116mm/4,57"	5350mm/210,63"	50,8mm/2"	29kg/63,93lbs
FBP200300/1000	200-300	1000mm/39,37"	850mm/33,46"	720mm/28,35"	2,0bar/29,00psi	150mm/5,91"	1350mm/53,15"	50,8mm/2"	12,5kg/27,56lbs
FBP200300/1500	200-300	1500mm/59,06"	1350mm/53,15"	1220mm/48,03"	2,0bar/29,00psi	150mm/5,91"	1850mm/72,83"	50,8mm/2"	15kg/33,07lbs
FBP200300/2000	200-300	2000mm/78,74"	1850mm/72,83"	1720mm/67,72"	2,0bar/29,00psi	150mm/5,91"	2350mm/92,52"	50,8mm/2"	17,5kg/38,58lbs
FBP200300/3000	200-300	3000mm/118,11"	2850mm/112,2"	2720mm/107,09"	2,0bar/29,00psi	150mm/5,91"	3350mm/131,89"	50,8mm/2"	22kg/48,5lbs
FBP200300/4000	200-300	4000mm/157,48"	3850mm/151,57"	3720mm/146,46"	2,0bar/29,00psi	150mm/5,91"	4350mm/171,26"	50,8mm/2"	25,5kg/56,22lbs
FBP200300/5000	200-300	5000mm/196,85"	4850mm/190,94"	4720mm/185,83"	2,0bar/29,00psi	150mm/5,91"	5350mm/210,63"	50,8mm/2"	29,5kg/65,04lbs
FBP300400/1000	300-400	1000mm/39,37"	800mm/31,5"	700mm/27,56"	1,5bar/21,75psi	231mm/9,09"	1350mm/53,15"	76,2mm/3" or 101,6mm/4"	15,6kg/34,39lbs
FBP300400/1500	300-400	1500mm/59,06"	1300mm/51,18"	1200mm/47,24"	1,5bar/21,75psi	231mm/9,09"	1850mm/72,83"	76,2mm/3" or 101,6mm/4"	19,5kg/42,99lbs
FBP300400/2000	300-400	2000mm/78,74"	1800mm/70,87"	1700mm/66,93"	1,5bar/21,75psi	231mm/9,09"	2350mm/92,52"	76,2mm/3" or 101,6mm/4"	23kg/50,71lbs
FBP300400/3000	300-400	3000mm/118,11"	2800mm/110,24"	2700mm/106,3"	1,5bar/21,75psi	231mm/9,09"	3350mm/131,89"	76,2mm/3" or 101,6mm/4"	30,5kg/67,24lbs

FLEXIBLE BYPASS PACKERS

FLEXIBLE BYPASS PACKERS (1,0 bar/14,50 psi - 2,5 bar /36,25 psi)

Product Code	Nominal Size (mm)	Length of Rubber Part (mm/inch)	Contact Length at Min. Dia (mm/inch)	Contact Length at Max. Dia (mm/inch)	Max. Working Pressure (bar/psi)	Product Diameter (mm/inch)	Total Length of Product (mm/inch)	Bypass Diameter (mm/inch)	Product Weight (kg/lbs)
FBP400600/1000	400-600	1000mm/39,37"	800mm/31,5"	700mm/27,56"	1,0bar/14,50psi	345mm/13,58"	1350mm/53,15"	76,2mm/3" or 101,6mm/4"	24,5kg/54,01lbs
FBP400600/1500	400-600	1500mm/59,06"	1300mm/51,18"	1200mm/47,24"	1,0bar/14,50psi	345mm/13,58"	1850mm/72,83"	76,2mm/3" or 101,6mm/4"	31kg/68,34lbs
FBP400600/2000	400-600	2000mm/78,74"	1800mm/70,87"	1700mm/66,93"	1,0bar/14,50psi	345mm/13,58"	2350mm/92,52"	76,2mm/3" or 101,6mm/4"	35,5kg/78,26lbs
FBP400600/3000	400-600	3000mm/118,11"	2800mm/110,24"	2700mm/106,3"	1,0bar/14,50psi	345mm/13,58"	3350mm/131,89"	76,2mm/3" or 101,6mm/4"	45kg/99,21lbs
FBP400600/4000	400-600	4000mm/157,48"	3800mm/149,61"	3700mm/145,67"	1,0bar/14,50psi	345mm/13,58"	4350mm/171,26"	76,2mm/3" or 101,6mm/4"	58,5kg/128,97lbs
FBP400600/5000	400-600	5000mm/196,85"	4800mm/188,98"	4700mm/185,04"	1,0bar/14,50psi	345mm/13,58"	5350mm/210,63"	76,2mm/3" or 101,6mm/4"	71kg/156,53lbs
FBP600800/1000	600-800	1000mm/39,37"	750mm/29,53"	700mm/27,56"	1,0bar/14,50psi	444mm/17,48"	1350mm/53,15"	76,2mm/3" or 101,6mm/4"	21kg/46,3lbs
FBP600800/1500	600-800	1500mm/59,06"	1250mm/49,21"	1200mm/47,24"	1,0bar/14,50psi	444mm/17,48"	1850mm/72,83"	76,2mm/3" or 101,6mm/4"	29,5kg/65,04lbs
FBP600800/2000	600-800	2000mm/78,74"	1850mm/72,83"	1700mm/66,93"	1,0bar/14,50psi	444mm/17,48"	2350mm/92,52"	76,2mm/3" or 101,6mm/4"	38kg/83,78lbs
FBP600800/3000	600-800	3000mm/118,11"	2850mm/112,2"	2700mm/106,3"	1,0bar/14,50psi	444mm/17,48"	3350mm/131,89"	76,2mm/3" or 101,6mm/4"	46kg/101,41lbs
FBP600800/4000	600-800	4000mm/157,48"	3850mm/151,57"	3700mm/145,67"	1,0bar/14,50psi	444mm/17,48"	4350mm/171,26"	76,2mm/3" or 101,6mm/4"	55,5kg/122,36lbs
FBP600800/5000	600-800	5000mm/196,85"	4850mm/190,94"	4700mm/185,04"	1,0bar/14,50psi	444mm/17,48"	5350mm/210,63"	76,2mm/3" or 101,6mm/4"	65,2kg/143,74lbs
FBP8001000/1500	800-1000	1500mm/59,06"	1100mm/43,31"	650mm/25,59"	1,0bar/14,50psi	555mm/21,85"	1650mm/64,96"	101,6mm/4"	36kg/79,37lbs
FBP8001000/2000	800-1000	2000mm/78,74"	1600mm/62,99"	1200mm/47,24"	1,0bar/14,50psi	555mm/21,85"	2150mm/84,65"	101,6mm/4"	48kg/105,82lbs

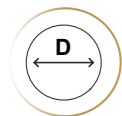
CORNER REPAIR PACKERS



Customizable - Modified Upon Customers Needs

Product Description

Corner Repair Packers are a kind of long and cylindrical flexible soft rubber structure Packers. Their distinctive cylindrical end and flexible shape make it easier to handle the packer in tight locations. T-connection pipe repairs are more efficient because the packer end may be moved closer to the pipe edge.



35mm to 200mm



Working Pressure 1,5 to 4 Bar



Material Choice NR/SBR CR EPDM



-40/+70 °C



Corrosion Resistant



Safe Operation



Light Weight



Flexible and Easily Guided

CORNER REPAIR PACKERS (2,5 bar/36,25 psi - 3 bar/43,51 psi)

Product Code	Nominal Size (mm)	Length of Rubber Part (mm/inch)	Contact Length at Min. Dia (mm/inch)	Contact Length at Max. Dia (mm/inch)	Max. Working Pressure (bar/psi)	Product Diameter (mm/inch)	Total Length of Product (mm/inch)	Product Weight (kg/lbs)
CRP3550/300	35-50	300mm/11,81"	220mm/8,66"	140mm/5,51"	3bar/43,51psi	25mm/0,98"	315mm/12,4"	0,2kg/0,44lbs
CRP3550/600	35-50	640mm/25,2"	520mm/20,47"	440mm/17,32"	3bar/43,51psi	25mm/0,98"	655mm/25,79"	0,3kg/0,66lbs
CRP5075/600	50-70	640mm/25,2"	520mm/20,47"	440mm/17,32"	3bar/43,51psi	33mm/1,3"	660mm/25,98"	0,5kg/1,1lbs
CRP70100/600	70-100	640mm/25,2"	520mm/20,47"	380mm/14,96"	3bar/43,51psi	51mm/2,01"	660mm/25,98"	0,9kg/1,98lbs
CRP70100/1000	70-100	1040mm/40,94"	920mm/36,22"	780mm/30,71"	3bar/43,51psi	51mm/2,01"	1065mm/41,93"	1,5kg/3,31lbs
CRP70100/1500	70-100	1540mm/60,63"	1420mm/55,91"	1280mm/50,39"	3bar/43,51psi	51mm/2,01"	1565mm/61,61"	2kg/4,41lbs
CRP70100/2000	70-100	2040mm/80,31"	1920mm/75,59"	1780mm/70,08"	3bar/43,51psi	51mm/2,01"	2065mm/81,3"	2,8kg/6,17lbs
CRP100150/600	100-150	640mm/25,2"	520mm/20,47"	380mm/14,96"	2,5bar/36,25psi	60mm/2,36"	665mm/26,18"	2,1kg/4,63lbs
CRP100150/1000	100-150	1040mm/40,94"	920mm/36,22"	780mm/30,71"	2,5bar/36,25psi	60mm/2,36"	1065mm/41,93"	3kg/6,61lbs
CRP100150/1500	100-150	1540mm/60,63"	1420mm/55,91"	1280mm/50,39"	2,5bar/36,25psi	60mm/2,36"	1565mm/61,61"	4kg/8,82lbs
CRP100150/2000	100-150	2040mm/80,31"	1920mm/75,59"	1780mm/70,08"	2,5bar/36,25psi	60mm/2,36"	2065mm/81,3"	5,5kg/12,13lbs
CRP150200/600	150-200	640mm/25,2"	480mm/18,9"	320mm/12,6"	2,5bar/36,25psi	80mm/3,15"	700mm/27,56"	2,4kg/5,29lbs
CRP150200/1000	150-200	1040mm/40,94"	880mm/34,65"	720mm/28,35"	2,5bar/36,25psi	80mm/3,15"	1100mm/43,31"	3,2kg/7,05lbs
CRP150200/1500	150-200	1540mm/60,63"	1380mm/54,33"	1220mm/48,03"	2,5bar/36,25psi	80mm/3,15"	1600mm/62,99"	4,5kg/9,92lbs
CRP150200/2000	150-200	2040mm/80,31"	1880mm/74,02"	1720mm/67,72"	2,5bar/36,25psi	80mm/3,15"	2100mm/82,68"	6kg/13,23lbs

CORNER REPAIR PACKERS



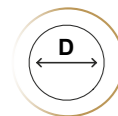
PILLOW TYPE PACKERS



Customizable -
Modified Upon
Customers Needs

Product Description

Pillow Type Packers are designed with a flexible, soft rubber construction that allows them to be folded and easily transported due to their lightweight design. They are suitable for use in large diameter pipes and provide a convenient solution for pipe repair and maintenance.



600mm to
2000mm



Working Pressure
0,5 to 1 Bar



Material
Choice



-40/+70 °C



Corrosion
Resistant



Safe
Operation



Light
Weight



Easily Guided

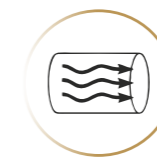
PILLOW TYPE PACKERS (0,5 bar/7psi - 1bar/14,5 psi)

Product Code	Nominal Size (mm)	Contact Length at Min. Dia (mm/inch)	Contact Length at Max. Dia (mm/inch)	Max. Working Pressure (bar/psi)	Product Width (mm/inch)	Total Length of Product (mm/inch)	Product Weight (kg/lbs)
PTP6001000/2500	600-1000	2100mm/82,68"	1000mm/39,37"	1,0bar/14,5psi	910mm/35,83"	2500mm/98,43"	23kg/50,71lbs
PTP6001000/3500	600-1000	3100mm/122,05"	2000mm/78,74"	1,0bar/14,5psi	910mm/35,83"	3500mm/137,8"	32kg/70,55lbs
PTP8001200/2500	800-1200	2100mm/82,68"	1000mm/39,37"	1,0bar/14,5psi	1200mm/47,24"	2500mm/98,43"	38kg/83,78lbs
PTP8001200/3500	800-1200	3100mm/122,05"	2000mm/78,74"	1,0bar/14,5psi	1200mm/47,24"	3500mm/137,8"	42kg/92,59lbs
PTP10001400/2500	1000-1400	2150mm/84,65"	1000mm/39,37"	0,8bar/11,5psi	1490mm/58,66"	2600mm/102,36"	50kg/110,23lbs
PTP10001400/3500	1000-1400	2250mm/88,58"	2000mm/78,74"	0,8bar/11,5psi	1490mm/58,66"	3600mm/141,73"	65kg/143,3lbs
PTP12001600/2500	1200-1600	2100mm/82,68"	1000mm/39,37"	0,6bar/8,5psi	1645mm/64,76"	3000mm/118,11"	75kg/165,35lbs
PTP12001600/3500	1200-1600	3100mm/122,05"	2000mm/78,74"	0,6bar/8,5psi	1645mm/64,76"	4000mm/157,48"	90kg/198,42lbs
PTP15002000/2800	1500-2000	2400mm/94,49"	1000mm/39,37"	0,5bar/7,0psi	2180mm/85,83"	3200mm/125,98"	109kg/240,3lbs
PTP15002000/3700	1500-2000	3400mm/133,86"	2000mm/78,74"	0,5bar/7,0psi	2180mm/85,83"	4200mm/165,35"	120kg/264,55lbs

PILLOW TYPE PACKERS WITH BYPASS




Customizable -
Modified Upon
Customers Needs



With Bypass

Product Description

Bypassed Pillow Type Packers have a flexible soft grade rubber structure. They are ideal for pipe testing, and they are safe to use in conditions where the flow must continue or be diverted during pipe repair. They are specifically designed to be used in large diameter pipes.



600mm to
2000mm



Working Pressure
0,5 to 1 Bar



Material
Choice



-40/+70 °C



Corrosion
Resistant



Safe
Operation



Light
Weight



Easily Guided

PILLOW TYPE PACKERS WITH BYPASS (0,5 bar/7 psi - 1bar/14,5 psi)

Product Code	Nominal Size (mm)	Length of Rubber Part (mm/inch)	Contact Length at Min. Dia (mm/inch)	Max. Working Pressure (bar/psi)	Product Width (mm/inch)	Total Length of Product (mm/inch)	Bypass Diameter (mm/inch)	Product Weight (kg/lbs)
PTPB6001000/2500	600-1000	2100mm/82,68"	1000mm/39,37"	1,0bar/14,5psi	910mm/35,83"	2500mm/98,43"	290mm/11,5"	40kg/88,18lbs
PTPB6001000/3500	600-1000	3100mm/122,05"	2000mm/78,74"	1,0bar/14,5psi	910mm/35,83"	3500mm/137,8"	290mm/11,5"	47kg/103,62lbs
PTPB8001200/2500	800-1200	2100mm/82,68"	1000mm/39,37"	1,0bar/14,5psi	1200mm/47,24"	2500mm/98,43"	323mm/12,5"	55kg/121,25lbs
PTPB8001200/3500	800-1200	3100mm/122,05"	2000mm/78,74"	1,0bar/14,5psi	1200mm/47,24"	3500mm/137,8"	323mm/12,5"	62kg/136,69lbs
PTPB10001400/2500	1000-1400	2150mm/84,65"	1000mm/39,37"	0,8bar/11,5psi	1490mm/58,66"	2600mm/102,36"	340mm/13,5"	65kg/143,3lbs
PTPB10001400/3500	1000-1400	2250mm/88,58"	2000mm/78,74"	0,8bar/11,5psi	1490mm/58,66"	3600mm/141,73"	340mm/13,5"	75kg/165,35lbs
PTPB12001600/2500	1200-1600	2100mm/82,68"	1000mm/39,37"	0,6bar/8,5psi	1645mm/64,76"	3000mm/118,11"	340mm/13,5"	85kg/187,39lbs
PTPB12001600/3500	1200-1600	3100mm/122,05"	2000mm/78,74"	0,6bar/8,5psi	1645mm/64,76"	4000mm/157,48"	340mm/13,5"	94kg/207,23lbs
PTPB15002000/2800	1500-2000	2400mm/94,49"	1000mm/39,37"	0,5bar/7,0psi	2180mm/85,83"	3200mm/125,98"	406mm/16"	110kg/242,51lbs
PTPB15002000/3700	1500-2000	3400mm/133,86"	2000mm/78,74"	0,5bar/7,0psi	2180mm/85,83"	4200mm/165,35"	406mm/16"	130kg/286,6lbs



PLUGLINE

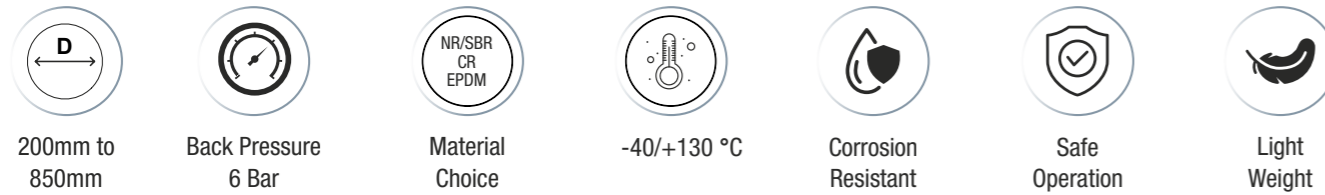
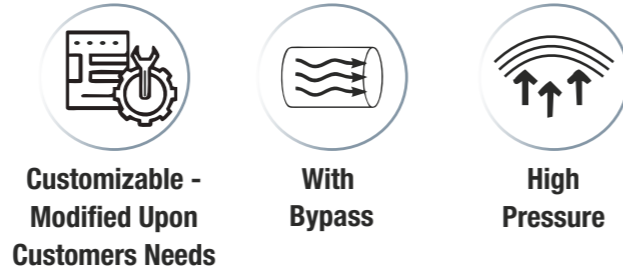
**MECHANICAL
PIPE PLUGS**

**MECHANICAL
PIPE TEST PLUGS**

HIGH PRESSURE ALUMINIUM PIPE TEST PLUGS

Product Description

High Pressure Aluminium Test Plugs are ideal products for the rapid and dependable sealing or closure of drainage systems, pipelines, sewers, and gullies. They are a preferable alternative for prolonged applications or pipelines that demand higher pressure.



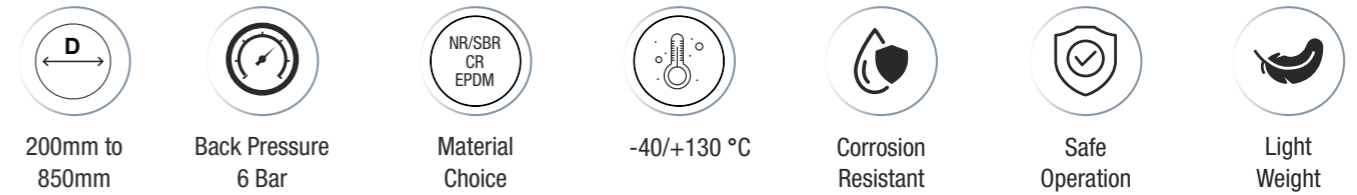
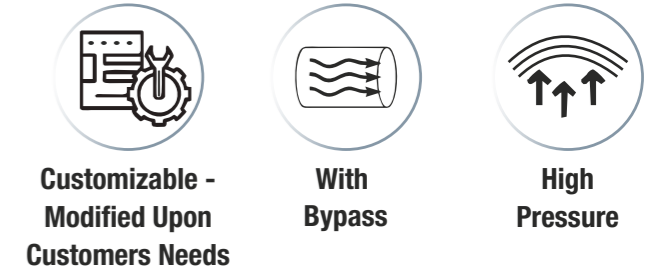
HIGH PRESSURE ALUMINIUM TEST PLUGS (6,0 bar/87,02 psi)

Product Code	Nominal Size (mm)	Min. Pipe Inner Dia. to be tested (mm/inch)	Max. Pipe Inner Dia. to be tested (mm/inch)	Max. Back Pressure (bar/psi)	Bypass Diameter (mm/inch)	Product Diameter (mm/inch)	Product Length (mm/inch)	Product Weight (kg/lbs)
HATP200	200	193mm/7,6"	206mm/8,11"	6,0bar/87,02psi	12,70mm/1/2"	192mm/7,56"	80mm/3,15"	3,8kg/8,38lbs
HATP250	250	244mm/9,61"	257mm/10,12"	6,0bar/87,02psi	12,70mm/1/2"	242mm/9,53"	80mm/3,15"	4,5kg/9,92lbs
HATP300	300	290mm/11,42"	310mm/12,2"	6,0bar/87,02psi	12,70mm/1/2"	289mm/11,38"	80mm/3,15"	6,8kg/14,99lbs
HATP350	350	345mm/13,58"	360mm/14,17"	6,0bar/87,02psi	12,70mm/1/2"	342mm/13,46"	80mm/3,15"	8,0kg/17,64lbs
HATP400	400	396mm/15,59"	412mm/16,22"	6,0bar/87,02psi	12,70mm/1/2"	390mm/15,35"	80mm/3,15"	10,0kg/22,05lbs
HATP450	450	445mm/17,52"	460mm/18,11"	6,0bar/87,02psi	12,70mm/1/2"	444mm/17,48"	80mm/3,15"	12,0kg/26,46lbs
HATP500	500	490mm/19,29"	508mm/20,0"	6,0bar/87,02psi	12,70mm/1/2"	489mm/19,25"	80mm/3,15"	14,0kg/30,86lbs
HATP550	550	540mm/21,26"	560mm/22,05"	6,0bar/87,02psi	12,70mm/1/2"	539mm/21,22"	80mm/3,15"	16,0kg/35,27lbs
HATP600	600	590mm/23,23"	610mm/24,02"	6,0bar/87,02psi	12,70mm/1/2"	589mm/23,19"	80mm/3,15"	19,0kg/41,89lbs
HATP650	650	640mm/25,2"	660mm/25,98"	6,0bar/87,02psi	12,70mm/1/2"	639mm/25,16"	80mm/3,15"	20,7kg/45,64lbs
HATP700	700	690mm/27,17"	710mm/27,95"	6,0bar/87,02psi	12,70mm/1/2"	689mm/27,13"	80mm/3,15"	22,3kg/49,16lbs
HATP750	750	740mm/29,13"	760mm/29,92"	6,0bar/87,02psi	12,70mm/1/2"	739mm/29,09"	80mm/3,15"	25,0kg/55,12lbs
HATP800	800	790mm/31,1"	810mm/31,89"	6,0bar/87,02psi	12,70mm/1/2"	789mm/31,06"	80mm/3,15"	27,0kg/59,52lbs
HATP850	850	840mm/33,07"	860mm/33,86"	6,0bar/87,02psi	12,70mm/1/2"	839mm/33,03"	80mm/3,15"	27,0kg/59,52lbs

HIGH PRESSURE ALUMINIUM TENSIONER PIPE TEST PLUGS

Product Description

High-Pressure Aluminium Tensioner Pipe Test Plugs have over-average cohesive friction. Expanded in localized areas via multiple compression points and via tensions around the perimeter of the plug enable the strong seal. They are a better choice for long-term applications or pipes with a higher pressure requirement.



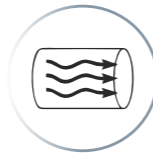
HIGH PRESSURE ALUMINIUM TENSIONER PIPE TEST PLUGS (6,0 bar/87,02 psi)

Product Code	Nominal Size (mm)	Min. Pipe Inner Dia. to be tested (mm/inch)	Max. Pipe Inner Dia. to be tested (mm/inch)	Max. Back Pressure (bar/psi)	Bypass Diameter (mm/inch)	Product Diameter (mm/inch)	Product Length (mm/inch)	Product Weight (kg/lbs)
HATTP200	200	193mm/7,6"	206mm/8,11"	6,0bar/87,02psi	12,70mm/1/2"	192mm/7,56"	80mm/3,15"	5,7kg/12,57lbs
HATTP250	250	244mm/9,61"	257mm/10,12"	6,0bar/87,02psi	12,70mm/1/2"	242mm/9,53"	80mm/3,15"	6,8kg/14,99lbs
HATTP300	300	290mm/11,42"	310mm/12,2"	6,0bar/87,02psi	12,70mm/1/2"	289mm/11,38"	80mm/3,15"	10,2kg/22,49lbs
HATTP350	350	345mm/13,58"	360mm/14,17"	6,0bar/87,02psi	12,70mm/1/2"	342mm/13,46"	80mm/3,15"	12,0kg/26,46lbs
HATTP400	400	396mm/15,59"	412mm/16,22"	6,0bar/87,02psi	12,70mm/1/2"	390mm/15,35"	80mm/3,15"	15,0kg/33,07lbs
HATTP450	450	445mm/17,52"	460mm/18,11"	6,0bar/87,02psi	12,70mm/1/2"	444mm/17,48"	80mm/3,15"	18,0kg/39,68lbs
HATTP500	500	490mm/19,29"	508mm/20,0"	6,0bar/87,02psi	12,70mm/1/2"	489mm/19,25"	80mm/3,15"	21,0kg/46,3lbs
HATTP550	550	540mm/21,26"	560mm/22,05"	6,0bar/87,02psi	12,70mm/1/2"	539mm/21,22"	80mm/3,15"	24,0kg/52,91lbs
HATTP600	600	590mm/23,23"	610mm/24,02"	6,0bar/87,02psi	12,70mm/1/2"	589mm/23,19"	80mm/3,15"	29,0kg/63,93lbs
HATTP650	650	640mm/25,2"	660mm/25,98"	6,0bar/87,02psi	12,70mm/1/2"	639mm/25,16"	80mm/3,15"	31,0kg/68,34lbs
HATTP700	700	690mm/27,17"	710mm/27,95"	6,0bar/87,02psi	12,70mm/1/2"	689mm/27,13"	80mm/3,15"	34,0kg/74,95lbs
HATTP750	750	740mm/29,13"	760mm/29,92"	6,0bar/87,02psi	12,70mm/1/2"	739mm/29,09"	80mm/3,15"	38,0kg/83,78lbs
HATTP800	800	790mm/31,1"	810mm/31,89"	6,0bar/87,02psi	12,70mm/1/2"	789mm/31,06"	80mm/3,15"	41,0kg/90,39lbs
HATTP850	850	840mm/33,07"	860mm/33,86"	6,0bar/87,02psi	12,70mm/1/2"	839mm/33,03"	80mm/3,15"	44,0kg/97,0lbs

STEEL TEST PLUGS



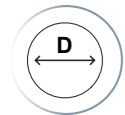

Customizable -
Modified Upon
Customers Needs



With
Bypass

Product Description

Designed for testing and locating leaks of sewers, drainage systems, pipelines, and gullies. Produced as double seals plug according to customer needs and application requirements. They are ideal for pipe testing, and they are safe to use in conditions where the flow must continue or be diverted during pipe repair.



40mm to
500mm



Back Pressure
0,2 and 0,5 Bar



Material
Choice



-40/+70 °C



Corrosion
Resistant



Safe
Operation



Light
Weight

STEEL TEST PLUGS (0,5 bar/7,25 psi - 3,0 bar/43,5 psi)

Product Code	Nominal Size (mm)	Min. Pipe Inner Dia. to be tested (mm/inch)	Max. Pipe Inner Dia. to be tested (mm/inch)	Product Diameter (mm/inch)	Back Pressure (bar/psi)	Bypass Diameter (Pipe Thread Size)	Product Length (mm/inch)	Product Weight (kg/lbs)
STP15	DN15	13mm / 0.51"	18mm / 0.71"	12mm / 0.47"	3 bar / 43.50 psi	Metric M6	100mm / 3.94"	0.07kg / 0.15lbs
STP20	DN20	20mm / 0.79"	25mm / 0.98"	19mm / 0.75"	3 bar / 43.50 psi	Metric M10	100mm / 3.94"	0.09kg / 0.19lbs
STP25	DN25	26mm / 1.02"	32mm / 1.26"	25mm / 0.98"	2 bar / 29.00 psi	Metric M10	100mm / 3.94"	0.1kg / 0.22lbs
STP40	DN40	37mm / 1.46"	44mm / 1.73"	36mm / 1.42"	2 bar / 29.00 psi	BSP Pipe Thread G1/2"	80mm / 3.14"	0.19kg / 0.41lbs
STP50	DN50	46mm / 1.81"	54mm / 2.13"	45mm / 1.77"	1.5 bar / 21.75 psi	BSP Pipe Thread G1/2"	80mm / 3.14"	0.33kg / 0.73lbs
STP65	DN65	60mm / 2.36"	68mm / 2.68"	59mm / 2.32"	1.5 bar / 21.75 psi	BSP Pipe Thread G1/2"	80mm / 3.14"	0.17kg / 0.37lbs
STP80	DN80	76mm / 2.99"	84mm / 3.31"	75mm / 2.95"	1 bar / 14.50 psi	BSP Pipe Thread G1/2"	80mm / 3.14"	0.3kg / 0.66lbs
STP90	DN90	86mm / 3.39"	96mm / 3.78"	84mm / 3.31"	1 bar / 14.50 psi	BSP Pipe Thread G1/2"	80mm / 3.14"	0.36kg / 0.79lbs
STP100	DN100	99mm / 3.90"	109mm / 4.29"	98mm / 3.86"	0.7 bar / 10.15 psi	BSP Pipe Thread G1/2"	80mm / 3.14"	0.33kg / 0.73lbs
STP115	DN115	110mm / 4.33"	124mm / 4.88"	109mm / 4.29"	0.7 bar / 10.15 psi	BSP Pipe Thread G1/2"	80mm / 3.14"	0.44kg / 0.97lbs
STP125	DN125	125mm / 4.92"	140mm / 5.51"	124mm / 4.88"	0.5 bar / 7.25 psi	BSP Pipe Thread G1/2"	80mm / 3.14"	0.55kg / 1.21lbs
STP150	DN150	149mm / 5.87"	162mm / 6.38"	148mm / 5.83"	0.5 bar / 7.25 psi	BSP Pipe Thread G1/2"	80mm / 3.14"	0.64kg / 1.41lbs
STP175	DN175	171mm / 6.73"	188mm / 7.4"	170mm / 6.69"	0.5 bar / 7.25 psi	BSP Pipe Thread G1"	130mm / 5.11"	1.46kg / 3.22lbs
STP200	DN200	195mm / 7.68"	218mm / 8.58"	194mm / 7.64"	0.5 bar / 7.25 psi	BSP Pipe Thread G1"	130mm / 5.11"	1.82kg / 4.01lbs
STP225	DN225	220mm / 8.66"	238mm / 9.37"	218mm / 8.58"	0.5 bar / 7.25 psi	BSP Pipe Thread G1"	130mm / 5.11"	2.2kg / 4.85lbs
STP250	DN250	245mm / 9.65"	264mm / 10.39"	244mm / 9.61"	0.5 bar / 7.25 psi	BSP Pipe Thread G1"	150mm / 5.91"	2.6kg / 5.73lbs
STP275	DN275	272mm / 10.71"	292mm / 11.50"	270mm / 10.63"	0.5 bar / 7.25 psi	BSP Pipe Thread G1"	157mm / 6.18"	3.2kg / 7.05lbs
STP300	DN300	296mm / 11.65"	320mm / 12.6"	295mm / 11.65"	0.5 bar / 7.25 psi	BSP Pipe Thread G1"	157mm / 6.18"	3.4kg / 7.5lbs

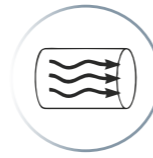
STEEL TEST PLUGS



MULTIFIX STEEL TEST PLUG



Customizable -
Modified Upon
Customers Needs



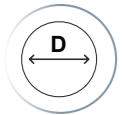
With
Bypass

Product Description

The Multifix Steel Test Plug by Plugline is a robust and versatile tool specifically designed for sealing and testing pipes at their ends or openings. It features a durable top and bottom flange system with tightening bolts on the top flange. Tightening the bolts compresses the rubber seal between the flanges, ensuring a secure and reliable seal. The plug includes ergonomic handles on the top flange for easy handling and positioning, along with a built-in bypass system for controlled flow management during sealing or blockage operations.

This test plug is ideal for use in a variety of applications, including:

- Sanitary systems for air and water testing or temporary sealing.
- Sewage pipelines for maintenance, testing, or flow management.
- Industrial pipelines requiring reliable pipe-end sealing and testing.
- Municipal infrastructure projects for pipe blockage and flow control during repairs or installations.



300mm to
2000mm



Material
Choice



-40/+70 °C




Corrosion
Resistant



Safe
Operation



Light
Weight



MULTIFIX STEEL TEST PLUG

MULTIFIX STEEL TEST PLUGS

Product Code	Nominal Size (mm)	Min. Pipe Inner Dia. to be tested (mm/Inch)	Max. Pipe Inner Dia. to be tested (mm/Inch)	Product Diameter (mm/Inch)	Bypass Diameter (mm)	Bypass Tread Size (BSP)
MFSTP300	300	290	330	285	60.3	2"
MFSTP325	325	315	355	310	60.3	2"
MFSTP350	350	340	380	335	60.3	2"
MFSTP375	375	365	405	360	60.3	2"
MFSTP400	400	390	430	388	60.3	2"
MFSTP425	425	415	455	410	60.3	2"
MFSTP450	450	440	480	435	60.3	2"
MFSTP475	475	465	505	460	60.3	2"
MFSTP500	500	490	530	485	60.3	2"
MFSTP525	525	515	555	510	60.3	2"
MFSTP550	550	540	580	535	60.3	2"
MFSTP575	575	565	605	560	60.3	2"
MFSTP600	600	590	630	585	60.3	2"
MFSTP625	625	615	655	610	60.3	2"
MFSTP650	650	640	680	635	60.3	2"
MFSTP675	675	665	705	660	60.3	2"
MFSTP700	700	690	730	685	60.3	2"
MFSTP725	725	715	755	710	60.3	2"
MFSTP750	750	740	780	735	60.3	2"
MFSTP775	775	765	805	760	60.3	2"
MFSTP800	800	790	830	785	60.3	2"
MFSTP825	825	815	855	810	60.3	2"
MFSTP850	850	840	880	835	60.3	2"
MFSTP875	875	865	905	860	60.3	2"
MFSTP900	900	890	930	885	60.3	2"
MFSTP925	925	915	955	910	60.3	2"
MFSTP950	950	940	980	935	60.3	2"
MFSTP975	975	965	1005	960	60.3	2"
MFSTP1000	1000	990	1030	985	60.3	2"
MFSTP1050	1050	1040	1080	1035	60.3	2"
MFSTP1100	1100	1090	1130	1085	60.3	2"
MFSTP1150	1150	1140	1180	1135	60.3	2"
MFSTP1200	1200	1190	1230	1185	60.3	2"
MFSTP1250	1250	1240	1280	1235	60.3	2"
MFSTP1275	1275	1265	1305	1260	60.3	2"
MFSTP1300	1300	1290	1330	1285	60.3	2"
MFSTP1350	1350	1340	1380	1335	60.3	2"
MFSTP1400	1400	1390	1430	1385	60.3	2"
MFSTP1450	1450	1440	1480	1435	60.3	2"
MFSTP1475	1475	1465	1505	1460	60.3	2"
MFSTP1500	1500	1490	1530	1485	60.3	2"
MFSTP1550	1550	1540	1580	1535	60.3	2"
MFSTP1600	1600	1590	1630	1585	60.3	2"
MFSTP1650	1650	1640	1680	1635	60.3	2"
MFSTP1700	1700	1690	1730	1685	60.3	2"
MFSTP1750	1750	1740	1780	1735	60.3	2"
MFSTP1800	1800	1790	1830	1785	60.3	2"
MFSTP1850	1850	1840	1880	1835	60.3	2"
MFSTP1900	1900	1890	1930	1885	60.3	2"
MFSTP1950	1950	1940	1980	1935	60.3	2"
MFSTP2000	2000	1990	2030	1985	60.3	2"

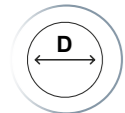
MECHANICAL PIPE PLUGS



Customizable -
Modified Upon
Customers Needs

Product Description

Mechanical Pipe Plugs are designed to create an airtight seal inside the pipe before purging. They are an effective option for shutting off small pipe diameters and are a preferable alternative for prolonged applications. These plugs are made from steel and are galvanized for added durability.



6mm to
300mm



Back Pressure
0,5 to 2 Bar



Material
Choice



-40/+130 °C



Corrosion
Resistant



Safe
Operation



Light
Weight

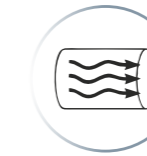
MECHANICAL PIPE PLUGS (0,5 bar/7,25 psi - 2 bar/29,0 psi)

Product Code	Nominal Size (mm)	Min. Pipe Inner Dia. to be tested (mm/inch)	Max. Pipe Inner Dia. to be tested (mm/inch)	Product Diameter (mm/inch)	Back Pressure (bar/psi)	Tightening Torque (N.m)	Total Length of Product (mm/inch)	Product Weight (kg/lbs)
MPP6	6	6mm/0,24"	6,5mm/0,26"	5,5mm/0,22"	2,0bar/29,0psi	H.T	54mm/2,13"	0,1kg/0,22lbs
MPP10	10	9mm/0,35"	10mm/0,39"	8,5mm/0,33"	2,0bar/29,0psi	H.T	54mm/2,13"	0,1kg/0,22lbs
MPP12	12	12mm/0,47"	13mm/0,51"	11mm/0,43"	2,0bar/29,0psi	H.T	54mm/2,13"	0,1kg/0,22lbs
MPP15	15	15mm/0,59"	15mm/0,59"	14mm/0,55"	2,0bar/29,0psi	H.T	64mm/2,52"	0,1kg/0,22lbs
MPP20	20	20mm/0,79"	20mm/0,79"	19mm/0,75"	2,0bar/29,0psi	H.T	64mm/2,52"	0,1kg/0,22lbs
MPP30	30	29mm/1,14"	32mm/1,26"	25mm/0,98"	2,0bar/29,0psi	40	73mm/2,87"	0,2kg/0,44lbs
MPP38	38	38mm/1,5"	40mm/1,57"	32mm/1,26"	2,0bar/29,0psi	40	75mm/2,95"	0,3kg/0,66lbs
MPP50	50	49mm/1,93"	51mm/2,01"	45mm/1,77"	2,0bar/29,0psi	50	88mm/3,46"	0,5kg/1,1lbs
MPP60	60	58mm/2,28"	61mm/2,4"	55mm/2,17"	2,0bar/29,0psi	70	98mm/3,86"	0,7kg/1,54lbs
MPP75	75	72mm/2,83"	77mm/3,03"	70mm/2,76"	2,0bar/29,0psi	85	103mm/4,06"	0,8kg/1,76lbs
MPP100	100	98mm/3,86"	102mm/4,02"	95mm/3,74"	1,0bar/14,5psi	105	103mm/4,06"	1,2kg/2,65lbs
MPP125	125	122mm/4,8"	127mm/5,0"	120mm/4,72"	1,0bar/14,5psi	120	103mm/4,06"	2,0kg/4,41lbs
MPP150	150	147mm/5,79"	153mm/6,02"	146mm/5,75"	1,0bar/14,5psi	140	106mm/4,17"	1,6kg/3,53lbs
MPP200	200	197mm/7,76"	202mm/7,95"	194mm/7,64"	0,5bar/7,25psi	145	106mm/4,17"	2,0kg/4,41lbs
MPP250	250	248mm/9,76"	252mm/9,92"	245mm/9,65"	0,5bar/7,25psi	150	109mm/4,29"	3,4kg/7,5lbs
MPP300	300	298mm/11,73"	302mm/11,89"	295mm/11,61"	0,5bar/7,25psi	160	109mm/4,29"	4,6kg/10,14lbs

MECHANICAL PIPE TEST PLUGS



Customizable -
Modified Upon
Customers Needs



With
Bypass

Product Description

Mechanical Pipe Test Plugs are designed to create an airtight seal inside the pipe before purging, making them an effective option for shutting off small pipe diameters. They are a preferable alternative for prolonged applications, making them ideal for pipe testing. They are safe to use in situations where the flow must be maintained or diverted during pipe repair. These plugs are made from steel and are galvanized for added durability and longevity.



6mm to
300mm



Back Pressure
0,5 to 2 Bar



Material
Choice



-40/+130 °C



Corrosion
Resistant



Safe
Operation



Light
Weight

MECHANICAL PIPE TEST PLUGS (0,5 bar/7,25 psi - 2 bar/29,0 psi)

Product Code	Nominal Size (mm)	Min. Pipe Inner Dia. to be tested (mm/inch)	Max. Pipe Inner Dia. to be tested (mm/inch)	Product Diameter (mm/inch)	Back Pressure (bar/psi)	Tightening Torque (N.m)	Total Length of Product (mm/inch)	Bypass Diameter (mm/inch)	Product Weight (kg/lbs)
MTP6	6	6mm/0,24"	6,5mm/0,26"	5,5mm/0,22"	2,0bar/29,0psi	H.T	54mm/2,13"	6,35mm/1/4"	0,1kg/0,22lbs
MTP10	10	9mm/0,35"	10mm/0,39"	8,5mm/0,33"	2,0bar/29,0psi	H.T	54mm/2,13"	6,35mm/1/4"	0,1kg/0,22lbs
MTP12	12	12mm/0,47"	13mm/0,51"	11mm/0,43"	2,0bar/29,0psi	H.T	54mm/2,13"	6,35mm/1/4"	0,1kg/0,22lbs
MTP15	15	15mm/0,59"	15mm/0,59"	14mm/0,55"	2,0bar/29,0psi	H.T	64mm/2,52"	6,35mm/1/4"	0,1kg/0,22lbs
MTP20	20	20mm/0,79"	20mm/0,79"	19mm/0,75"	2,0bar/29,0psi	H.T	64mm/2,52"	6,35mm/1/4"	0,1kg/0,22lbs
MTP30	30	29mm/1,14"	32mm/1,26"	25mm/0,98"	2,0bar/29,0psi	40	73mm/2,87"	6,35mm/1/4"	0,2kg/0,44lbs
MTP38	38	38mm/1,5"	40mm/1,57"	32mm/1,26"	2,0bar/29,0psi	40	75mm/2,95"	6,35mm/1/4"	0,3kg/0,66lbs
MTP50	50	49mm/1,93"	51mm/2,01"	45mm/1,77"	2,0bar/29,0psi	50	88mm/3,46"	6,35mm/1/4"	0,5kg/1,1lbs
MTP60	60	58mm/2,28"	61mm/2,4"	55mm/2,17"	2,0bar/29,0psi	70	98mm/3,86"	6,35mm/1/4"	0,7kg/1,54lbs
MTP75	75	72mm/2,83"	77mm/3,03"	70mm/2,76"	2,0bar/29,0psi	85	103mm/4,06"	6,35mm/1/4"	1,0kg/2,2lbs
MTP100	100	98mm/3,86"	102mm/4,02"	95mm/3,74"	1,0bar/14,5psi	105	103mm/4,06"	6,35mm/1/4"	1,5kg/3,31lbs
MTP125	125	122mm/4,8"	127mm/5,0"	120mm/4,72"	1,0bar/14,5psi	120	103mm/4,06"	6,35mm/1/4"	2,0kg/4,41lbs
MTP150	150	147mm/5,79"	153mm/6,02"	146mm/5,75"	1,0bar/14,5psi	140	106mm/4,17"	6,35mm/1/4"	2,6kg/5,73lbs
MTP200	200	197mm/7,76"	202mm/7,95"	194mm/7,64"	0,5bar/7,25psi	145	106mm/4,17"	6,35mm/1/4"	4,1kg/9,04lbs
MTP250	250	248mm/9,76"	252mm/9,92"	245mm/9,65"	0,5bar/7,25psi	150	109mm/4,29"	6,35mm/1/4"	5,0kg/11,02lbs
MTP300	300	298mm/11,73"	302mm/11,89"	295mm/11,61"	0,5bar/7,25psi	160	109mm/4,29"	6,35mm/1/4"	6,0kg/13,23lbs

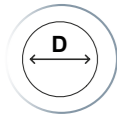
ALUMINIUM MECHANICAL PIPE PLUGS



Customizable -
Modified Upon
Customers Needs

Product Description

They work well for creating an airtight seal inside the pipe before purging. A good choice for shutting off small pipe diameters. They are a preferable alternative for prolonged applications.



6mm to
600mm



Back Pressure
0,2 to 2 Bar



Material
Choice



-40/+130 °C



Corrosion
Resistant



Safe
Operation

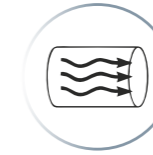


Light
Weight

ALUMINIUM MECHANICAL PIPE TEST PLUGS



Customizable -
Modified Upon
Customers Needs



With
Bypass

Product Description

Aluminium Pipe Test Plugs are used to seal or test pipes or water lines. Useful in manufacturing facilities, shipbuilding, and equipment construction. They are ideal for pipe testing, and they are safe to use in conditions where the flow must continue or be diverted during pipe repair.



6mm to
600mm



Back Pressure
0,2 to 2 Bar



Material
Choice



-40/+130 °C



Corrosion
Resistant



Safe
Operation



Light
Weight

ALUMINIUM MECHANICAL PIPE PLUGS (0,2 bar/2,9 psi - 2 bar/29,0 psi)

Product Code	Nominal Size (mm)	Min. Pipe Inner Dia. to be tested (mm/inch)	Max. Pipe Inner Dia. to be tested (mm/inch)	Product Diameter (mm/inch)	Back Pressure (bar/psi)	Tightening Torque (N.m)	Total Length of Product (mm/inch)	Product Weight (kg/lbs)
MPPA6	6	6mm/0,24"	6,5mm/0,26"	5,5mm/0,22"	2,0bar/29,0psi	H.T	54mm/2,13"	0,1kg/0,22lbs
MPPA10	10	9mm/0,35"	10mm/0,39"	8,5mm/0,33"	2,0bar/29,0psi	H.T	54mm/2,13"	0,1kg/0,22lbs
MPPA12	12	12mm/0,47"	13mm/0,51"	11mm/0,43"	2,0bar/29,0psi	H.T	54mm/2,13"	0,1kg/0,22lbs
MPPA15	15	15mm/0,59"	15mm/0,59"	14mm/0,55"	2,0bar/29,0psi	H.T	64mm/2,52"	0,1kg/0,22lbs
MPPA20	20	20mm/0,79"	20mm/0,79"	19mm/0,75"	2,0bar/29,0psi	H.T	64mm/2,52"	0,1kg/0,22lbs
MPPA30	30	29mm/1,14"	32mm/1,26"	25mm/0,98"	2,0bar/29,0psi	40	73mm/2,87"	0,1kg/0,22lbs
MPPA38	38	38mm/1,5"	40mm/1,57"	32mm/1,26"	2,0bar/29,0psi	40	75mm/2,95"	0,15kg/0,33lbs
MPPA50	50	49mm/1,93"	51mm/2,01"	45mm/1,77"	2,0bar/29,0psi	50	88mm/3,46"	0,2kg/0,44lbs
MPPA60	60	58mm/2,28"	61mm/2,4"	55mm/2,17"	2,0bar/29,0psi	70	98mm/3,86"	0,35kg/0,77lbs
MPPA75	75	72mm/2,83"	77mm/3,03"	70mm/2,76"	2,0bar/29,0psi	85	103mm/4,06"	0,4kg/0,88lbs
MPPA100	100	98mm/3,86"	102mm/4,02"	95mm/3,74"	1,0bar/14,5psi	105	103mm/4,06"	0,6kg/1,32lbs
MPPA125	125	122mm/4,8"	127mm/5,0"	120mm/4,72"	1,0bar/14,5psi	120	103mm/4,06"	0,8kg/1,76lbs
MPPA150	150	147mm/5,79"	153mm/6,02"	146mm/5,75"	1,0bar/14,5psi	140	106mm/4,17"	0,9kg/1,98lbs
MPPA200	200	197mm/7,76"	202mm/7,95"	194mm/7,64"	0,5bar/7,25psi	145	106mm/4,17"	1,0kg/2,2lbs
MPPA250	250	248mm/9,76"	252mm/9,92"	245mm/9,65"	0,5bar/7,25psi	150	109mm/4,29"	1,7kg/3,75lbs
MPPA300	300	298mm/11,73"	302mm/11,89"	295mm/11,61"	0,5bar/7,25psi	160	109mm/4,29"	2,3kg/5,07lbs
MPPA350	350	348mm/13,7"	352mm/13,86"	345mm/13,58"	0,3bar/4,35psi	180	109mm/4,29"	3,0kg/6,61lbs
MPPA400	400	398mm/15,67"	402mm/15,83"	395mm/15,55"	0,3bar/4,35psi	180	109mm/4,29"	3,5kg/7,72lbs
MPPA450	450	448mm/17,64"	452mm/17,8"	445mm/17,52"	0,2bar/2,9psi	180	109mm/4,29"	4,0kg/8,82lbs
MPPA500	500	498mm/19,61"	502mm/19,76"	495mm/19,49"	0,2bar/2,9psi	180	109mm/4,29"	4,5kg/9,92lbs
MPPA550	550	548mm/21,57"	552mm/21,73"	545mm/21,46"	0,2bar/2,9psi	180	109mm/4,29"	5,0kg/11,02lbs
MPPA600	600	598mm/23,54"	602mm/23,7"	595mm/23,43"	0,2bar/2,9psi	180	109mm/4,29"	6,0kg/13,23lbs

ALUMINIUM MECHANICAL PIPE TEST PLUGS (0,2 bar/2,9 psi - 2 bar/29,0 psi)

Product Code	Nominal Size (mm)	Min. Pipe Inner Dia. to be tested (mm/inch)	Max. Pipe Inner Dia. to be tested (mm/inch)	Product Diameter (mm/inch)	Back Pressure (bar/psi)	Tightening Torque (N.m)	Total Length of Product (mm/inch)	Bypass Diameter (mm/inch)	Product Weight (kg/lbs)
MTPA6	6	6mm/0,24"	6,5mm/0,26"	5,5mm/0,22"	2,0bar/29,0psi	H.T	54mm/2,13"	6,35mm/1/4"	0,1kg/0,22lbs
MTPA10	10	9mm/0,35"	10mm/0,39"	8,5mm/0,33"	2,0bar/29,0psi	H.T	54mm/2,13"	6,35mm/1/4"	0,1kg/0,22lbs
MTPA12	12	12mm/0,47"	13mm/0,51"	11mm/0,43"	2,0bar/29,0psi	H.T	54mm/2,13"	6,35mm/1/4"	0,1kg/0,22lbs
MTPA15	15	15mm/0,59"	15mm/0,59"	14mm/0,55"	2,0bar/29,0psi	H.T	64mm/2,52"	6,35mm/1/4"	0,1kg/0,22lbs
MTPA20	20	20mm/0,79"	20mm/0,79"	19mm/0,75"	2,0bar/29,0psi	H.T	64mm/2,52"	6,35mm/1/4"	0,1kg/0,22lbs
MTPA30	30	29mm/1,14"	32mm/1,26"	25mm/0,98"	2,0bar/29,0psi	40	73mm/2,87"	6,35mm/1/4"	0,1kg/0,22lbs
MTPA38	38	38mm/1,5"	40mm/1,57"	32mm/1,26"	2,0bar/29,0psi	40	75mm/2,95"	6,35mm/1/4"	0,15kg/0,33lbs
MTPA50	50	49mm/1,93"	51mm/2,01"	45mm/1,77"	2,0bar/29,0psi	50	88mm/3,46"	6,35mm/1/4"	0,2kg/0,44lbs
MTPA60	60	58mm/2,28"	61mm/2,4"	55mm/2,17"	2,0bar/29,0psi	70	98mm/3,86"	6,35mm/1/4"	0,35kg/0,77lbs
MTPA75	75	72mm/2,83"	77mm/3,03"	70mm/2,76"	2,0bar/29,0psi	85	103mm/4,06"	6,35mm/1/4"	0,4kg/0,88lbs
MTPA100	100	98mm/3,86"	102mm/4,02"	95mm/3,74"	1,0bar/14,5psi	105	103mm/4,06"	6,35mm/1/4"	0,6kg/1,32lbs
MTPA125	125	122mm/4,8"	127mm/5,0"	120mm/4,72"	1,0bar/14,5psi	120	103mm/4,06"	6,35mm/1/4"	0,8kg/1,76lbs
MTPA150	150	147mm/5,79"	153mm/6,02"	146mm/5,75"	1,0bar/14,5psi	140	106mm/4,17"	6,35mm/1/4"	0,9kg/1,98lbs
MTPA200	200	197mm/7,76"	202mm/7,95"	194mm/7,64"	0,5bar/7,25psi	145	106mm/4,17"	6,35mm/1/4"	1,0kg/2,2lbs
MTPA250	250	248mm/9,76"	252mm/9,92"	245mm/9,65"	0,5bar/7,25psi	150	109mm/4,29"	6,35mm/1/4"	1,7kg/3,75lbs
MTPA300	300	298mm/11,73"	302mm/11,89"	295mm/11,61"	0,5bar/7,25psi	160	109mm/4,29"	6,35mm/1/4"	2,3kg/5,07lbs
MTPA350	350	348mm/13,7"	352mm/13,86"	345mm/13,58"	0,3bar/4,35psi	180	109mm/4,29"	6,35mm/1/4"	3,0kg/6,61lbs
MTPA400	400	398mm/15,67"	402mm/15,83"	395mm/15,55"	0,3bar/4,35psi	180	109mm/4,29"	6,35mm/1/4"	3,5kg/7,72lbs
MTPA450	450	448mm/17,64"	452mm/17,8"	445mm/17,52"	0,2bar/2,9psi	180	109mm/4,29"	6,35mm/1/4"	4,0kg/8,82lbs
MTPA500	500	498mm/19,61"	502mm/19,76"	495mm/19,49"	0,2bar/2,9psi	180	109mm/4,29"	6,35mm/1/4"	4,5kg/9,92lbs
MTPA550	550	548mm/21,57"	552mm/21,73"	545mm/21,46"	0,2bar/2,9psi	180	109mm/4,29"	6,35mm/1/4"	5,0kg/11,02lbs
MTPA600	600	598mm/23,54"	602mm/23,7"	595mm/23,43"	0,2bar/2,9psi	180	109mm/4,29"	6,35mm/1/4"	6,0kg/13,23lbs

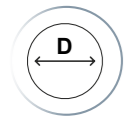
MECHANICAL DOUBLE SEAL PIPE PLUGS



Customizable -
Modified Upon
Customers Needs

Product Description

Mechanical Double Seal Pipe Plugs are designed for creating an airtight seal in pipes before purging, especially small diameter pipes. They feature a double seal design for reliability in long-term use, constructed with durable steel and galvanized for extra strength. They are commonly used for leak detection, pressure testing, and pipe repair.



6mm to
300mm



Back Pressure
2 to 6 Bar



Material
Choice



-40/+130 °C



Corrosion
Resistant



Safe
Operation

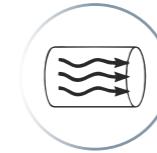


Light
Weight

MECHANICAL DOUBLE SEAL PIPE TEST PLUGS



Customizable -
Modified Upon
Customers Needs



With
Bypass

Product Description

Mechanical Double Seal Pipe Test Plugs are designed to seal small diameter pipes for prolonged use, such as pipe testing, and are safe to use even when the flow needs to be maintained or diverted during pipe repair. They have a double seal design for reliability, made of durable galvanized steel for strength and longevity, commonly used in leak detection, pressure testing, and pipe repair.



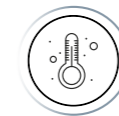
6mm to
300mm



Back Pressure
2 to 6 Bar



Material
Choice



-40/+130 °C



Corrosion
Resistant



Safe
Operation



Light
Weight

MECHANICAL DOUBLE SEAL PIPE PLUGS (2 bar/29 psi - 6 bar/87 psi)

Product Code	Nominal Size (mm)	Min. Pipe Inner Dia. to be tested (mm/inch)	Max. Pipe Inner Dia. to be tested (mm/inch)	Product Diameter (mm/inch)	Back Pressure (bar/psi)	Tightening Torque (N.m)	Total Length of Product (mm/inch)	Product Weight (kg/lbs)
MDSPP6	6	6mm/0,24"	6,5mm/0,26"	5,5mm/0,22"	6bar / 87psi	H.T	72mm/2,83"	0,2kg/0,44lbs
MDSPP10	10	9mm/0,35"	10mm/0,39"	8,5mm/0,33"	6bar / 87psi	H.T	72mm/2,83"	0,3kg/0,66lbs
MDSPP12	12	12mm/0,47"	13mm/0,51"	11mm/0,43"	6bar / 87psi	H.T	72mm/2,83"	0,3kg/0,66lbs
MDSPP15	15	15mm/0,59"	15mm/0,59"	14mm/0,55"	6bar / 87psi	H.T	92mm/3,62"	0,4kg/0,88lbs
MDSPP20	20	19mm/0,75"	20mm/0,79"	19mm/0,75"	6bar / 87psi	H.T	92mm/3,62"	0,4kg/0,88lbs
MDSPP30	30	29mm/1,14"	32mm/1,26"	27mm/1,06"	6bar / 87psi	H.T	106mm/4,17"	0,4kg/0,88lbs
MDSPP38	38	37mm/1,46"	40mm/1,57"	35mm/1,38"	6bar / 87psi	50	108mm/4,25"	0,5kg/1,1lbs
MDSPP50	50	49mm/1,93"	51mm/2,01"	47mm/1,85"	6bar / 87psi	60	131mm/5,16"	0,7kg/1,54lbs
MDSPP60	60	58mm/2,28"	61mm/2,4"	57mm/2,24"	6bar / 87psi	60	151mm/5,94"	1,0kg/2,2lbs
MDSPP75	75	74mm/2,91"	77mm/3,03"	72mm/2,83"	6bar / 87psi	80	156mm/6,14"	1,2kg/2,65lbs
MDSPP100	100	98mm/3,86"	102mm/4,02"	95mm/3,74"	4bar / 58psi	150	156mm/6,14"	1,5kg/3,31lbs
MDSPP125	125	122mm/4,8"	127mm/5,0"	120mm/4,72"	4bar / 58psi	160	156mm/6,14"	2,0kg/4,41lbs
MDSPP150	150	147mm/5,79"	153mm/6,02"	146mm/5,75"	4bar / 58psi	160	159mm/6,26"	2,5kg/5,51lbs
MDSPP200	200	197mm/7,76"	202mm/7,95"	194mm/7,64"	3bar / 43,5psi	170	159mm/6,26"	3,0kg/6,61lbs
MDSPP250	250	247mm/9,72"	252mm/9,92"	245mm/9,65"	2bar / 29psi	170	162mm/6,38"	5,0kg/11,02lbs
MDSPP300	300	297mm/11,69"	302mm/11,89"	295mm/11,61"	2bar / 29psi	170	162mm/6,38"	7,0kg/15,43lbs

MECHANICAL DOUBLE SEAL PIPE TEST PLUGS (2 bar/29 psi - 6 bar/87 psi)

Product Code	Nominal Size (mm)	Min. Pipe Inner Dia. to be tested (mm/inch)	Max. Pipe Inner Dia. to be tested (mm/inch)	Product Diameter (mm/inch)	Back Pressure (bar/psi)	Tightening Torque (N.m)	Total Length of Product (mm/inch)	Bypass Diameter (mm/inch)	Product Weight (kg/lbs)
MDSTP6	6	6mm/0,24"	6,5mm/0,26"	5,5mm/0,22"	6bar/87psi	H.T	72mm/2,83"	6,35mm/1/4"	0,2kg/0,44lbs
MDSTP10	9	9mm/0,35"	10mm/0,39"	8,5mm/0,33"	6bar/87psi	H.T	72mm/2,83"	6,35mm/1/4"	0,3kg/0,66lbs
MDSTP12	12	12mm/0,47"	13mm/0,51"	11mm/0,43"	6bar/87psi	H.T	72mm/2,83"	6,35mm/1/4"	0,3kg/0,66lbs
MDSTP15	15	15mm/0,59"	15mm/0,59"	14mm/0,55"	6bar/87psi	H.T	92mm/3,62"	6,35mm/1/4"	0,4kg/0,88lbs
MDSTP20	20	19mm/0,75"	20mm/0,79"	19mm/0,75"	6bar/87psi	H.T	92mm/3,62"	6,35mm/1/4"	0,4kg/0,88lbs
MDSTP30	30	29mm/1,14"	32mm/1,26"	27mm/1,06"	6bar/87psi	40	106mm/4,17"	6,35mm/1/4"	0,4kg/0,88lbs
MDSTP38	38	37mm/1,46"	40mm/1,57"	35mm/1,38"	6bar/87psi	40	108mm/4,25"	6,35mm/1/4"	0,5kg/1,1lbs
MDSTP50	50	49mm/1,93"	51mm/2,01"	47mm/1,85"	6bar/87psi	50	131mm/5,16"	6,35mm/1/4"	0,7kg/1,54lbs
MDSTP60	60	58mm/2,28"	61mm/2,4"	57mm/2,24"	6bar/87psi	70	151mm/5,94"	6,35mm/1/4"	1,0kg/2,2lbs
MDSTP75	75	74mm/2,91"	77mm/3,03"	72mm/2,83"	6bar/87psi	85	156mm/6,14"	6,35mm/1/4"	1,2kg/2,65lbs
MDSTP100	100	98mm/3,86"	102mm/4,02"	95mm/3,74"	4bar/58psi	105	156mm/6,14"	6,35mm/1/4"	1,5kg/3,31lbs
MDSTP125	125	122mm/4,8"	127mm/5,0"	120mm/4,72"	4bar/58psi	120	156mm/6,14"	6,35mm/1/4"	2,0kg/4,41lbs
MDSTP150	150	147mm/5,79"	153mm/6,02"	146mm/5,75"	4bar/58psi	140	159mm/6,26"	6,35mm/1/4"	2,5kg/5,51lbs
MDSTP200	200	197mm/7,76"	202mm/7,95"	194mm/7,64"	3bar/43,5psi	145	159mm/6,26"	6,35mm/1/4"	3,0kg/6,61lbs
MDSTP250	250	247mm/9,72"	252mm/9,92"	245mm/9,65"	2bar/29psi	150	162mm/6,38"	6,35mm/1/4"	5,0kg/11,02lbs
MDSTP300	300	297mm/11,69"	302mm/11,89"	295mm/11,61"	2bar/29psi	160	162mm/6,38"	6,35mm/1/4"	7,0kg/15,43lbs

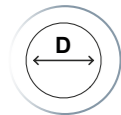
ALUMINIUM DOUBLE SEAL PIPE PLUGS



Customizable -
Modified Upon
Customers Needs

Product Description

Aluminium Double Seal Pipe Plugs are designed to provide a seal within pipes prior to purging, especially in small diameter pipes. Because of their double seal construction, they are good for prolonged use, such as pipe testing and maintenance, and are a favored alternative for shutting off small pipe sizes and assuring an airtight seal before purging.



6mm to
600mm



Back Pressure
0,5 to 6 Bar



Material
Choice



-40/+130 °C



Corrosion
Resistant



Safe
Operation

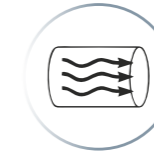


Light
Weight

ALUMINIUM DOUBLE SEAL PIPE TEST PLUGS



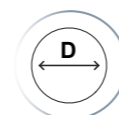
Customizable -
Modified Upon
Customers Needs



With
Bypass

Product Description

Aluminum Double Seal Pipe Test Plugs are a reliable and safe solution for creating an airtight seal in pipes, particularly when purging is needed. They are ideal for small pipe diameters and long-term applications, and are suitable for pipe testing. The key feature of these plugs is the double seal, which provides added security and airtightness.



6mm to
600mm



Back Pressure
0,5 to 6 Bar



Material
Choice



-40/+130 °C



Corrosion
Resistant



Safe
Operation



Light
Weight

ALUMINIUM DOUBLE SEAL PIPE PLUGS (0,5 bar/7,25 psi - 6 bar/87 psi)

Product Code	Nominal Size (mm)	Min. Pipe Inner Dia. to be tested (mm/inch)	Max. Pipe Inner Dia. to be tested (mm/inch)	Product Diameter (mm/inch)	Back Pressure (bar/psi)	Tightening Torque (N.m)	Total Length of Product (mm/inch)	Product Weight (kg/lbs)
MDSAP6	6	6mm/0,24"	6,5mm/0,26"	5,5mm/0,22"	6,0bar/87,0psi	H.T	82mm/3,23"	0,1kg/0,22lbs
MDSAP10	10	9mm/0,35"	10mm/0,39"	8,5mm/0,33"	6,0bar/87,0psi	H.T	82mm/3,23"	0,12kg/0,26lbs
MDSAP12	12	12mm/0,47"	13mm/0,51"	11mm/0,43"	6,0bar/87,0psi	H.T	82mm/3,23"	0,14kg/0,31lbs
MDSAP15	15	15mm/0,59"	15mm/0,59"	14mm/0,55"	6,0bar/87,0psi	H.T	102mm/4,02"	0,15kg/0,33lbs
MDSAP20	20	19mm/0,75"	20mm/0,79"	19mm/0,75"	6,0bar/87,0psi	H.T	102mm/4,02"	0,2kg/0,44lbs
MDSAP30	30	29mm/1,14"	32mm/1,26"	27mm/1,06"	6,0bar/87,0psi	H.T	120mm/4,72"	0,25kg/0,55lbs
MDSAP38	38	37mm/1,46"	40mm/1,57"	35mm/1,38"	6,0bar/87,0psi	50	124mm/4,88"	0,35kg/0,77lbs
MDSAP50	50	49mm/1,93"	51mm/2,01"	47mm/1,85"	6,0bar/87,0psi	60	150mm/5,91"	0,75kg/1,65lbs
MDSAP60	60	58mm/2,28"	61mm/2,4"	57mm/2,24"	6,0bar/87,0psi	60	170mm/6,69"	0,8kg/1,76lbs
MDSAP75	75	74mm/2,91"	77mm/3,03"	72mm/2,83"	6,0bar/87,0psi	85	175mm/6,89"	1,0kg/2,2lbs
MDSAP100	100	98mm/3,86"	102mm/4,02"	95mm/3,74"	4,0bar/58,0psi	105	175mm/6,89"	1,2kg/2,65lbs
MDSAP125	125	122mm/4,8"	127mm/5,0"	120mm/4,72"	4,0bar/58,0psi	120	175mm/6,89"	1,5kg/3,31lbs
MDSAP150	150	147mm/5,79"	153mm/6,02"	146mm/5,75"	4,0bar/58,0psi	140	181mm/7,13"	2,0kg/4,41lbs
MDSAP200	200	197mm/7,76"	202mm/7,95"	194mm/7,64"	3,0bar/43,5psi	145	181mm/7,13"	3,0kg/6,61lbs
MDSAP250	250	247mm/9,72"	252mm/9,92"	245mm/9,65"	2,0bar/29,0psi	150	187mm/7,36"	4,0kg/8,82lbs
MDSAP300	300	297mm/11,69"	302mm/11,89"	295mm/11,61"	2,0bar/29,0psi	160	187mm/7,36"	5,0kg/11,02lbs
MDSAP350	350	347mm/13,66"	352mm/13,86"	345mm/13,58"	2,0bar/29,0psi	160	187mm/7,36"	6,0kg/13,23lbs
MDSAP400	400	397mm/15,63"	402mm/15,83"	395mm/15,55"	2,0bar/29,0psi	160	187mm/7,36"	7,0kg/15,43lbs
MDSAP450	450	447mm/17,6"	452mm/17,8"	445mm/17,52"	1,0bar/14,5psi	180	187mm/7,36"	8,0kg/17,64lbs
MDSAP500	500	497mm/19,57"	502mm/19,76"	495mm/19,49"	1,0bar/14,5psi	180	187mm/7,36"	9,0kg/19,84lbs
MDSAP550	550	547mm/21,54"	552mm/21,73"	545mm/21,46"	0,5bar/7,25psi	180	187mm/7,36"	9,5kg/20,94lbs
MDSAP600	600	597mm/23,5"	602mm/23,7"	595mm/23,43"	0,5bar/7,25psi	180	187mm/7,36"	10,0kg/22,05lbs

ALUMINIUM DOUBLE SEAL PIPE TEST PLUGS (0,5 bar/7,25 psi - 6 bar/87 psi)

Product Code	Nominal Size (mm)	Min. Pipe Inner Dia. to be tested (mm/inch)	Max. Pipe Inner Dia. to be tested (mm/inch)	Product Diameter (mm/inch)	Back Pressure (bar/psi)	Tightening Torque (N.m)	Total Length of Product (mm/inch)	Bypass Diameter (mm/inch)	Product Weight (kg/lbs)
MDSAT6	6	6mm/0,24"	6,5mm/0,26"	5,5mm/0,22"	6,0bar/87,0psi	H.T	82mm/3,23"	6,35mm/1/4"	0,1kg/0,22lbs
MDSAT10	10	9mm/0,35"	10mm/0,39"	8,5mm/0,33"	6,0bar/87,0psi	H.T	82mm/3,23"	6,35mm/1/4"	0,12kg/0,26lbs
MDSAT12	12	12mm/0,47"	13mm/0,51"	11mm/0,43"	6,0bar/87,0psi	H.T	82mm/3,23"	6,35mm/1/4"	0,14kg/0,31lbs
MDSAT15	15	15mm/0,59"	15mm/0,59"	14mm/0,55"	6,0bar/87,0psi	H.T	102mm/4,02"	6,35mm/1/4"	0,15kg/0,33lbs
MDSAT20	20	19mm/0,75"	20mm/0,79"	19mm/0,75"	6,0bar/87,0psi	H.T	102mm/4,02"	6,35mm/1/4"	0,2kg/0,44lbs
MDSAT30	30	29mm/1,14"	32mm/1,26"	27mm/1,06"	6,0bar/87,0psi	40	120mm/4,72"	6,35mm/1/4"	0,25kg/0,55lbs
MDSAT38	38	37mm/1,46"	40mm/1,57"	35mm/1,38"	6,0bar/87,0psi	50	124mm/4,88"	6,35mm/1/4"	0,35kg/0,77lbs
MDSAT50	50	49mm/1,93"	51mm/2,01"	47mm/1,85"	6,0bar/87,0psi	50	150mm/5,91"	6,35mm/1/4"	0,75kg/1,65lbs
MDSAT60	60	58mm/2,28"	61mm/2,4"	57mm/2,24"	6,0bar/87,0psi	70	170mm/6,69"	6,35mm/1/4"	0,8kg/1,76lbs
MDSAT75	75	74mm/2,91"	77mm/3,03"	72mm/2,83"	6,0bar/87,0psi	85	175mm/6,89"	6,35mm/1/4"	1,0kg/2,2lbs
MDSAT100	100	98mm/3,86"	102mm/4,02"	95mm/3,74"	4,0bar/58,0psi	105	175mm/6,89"	6,35mm/1/4"	1,2kg/2,65lbs
MDSAT125	125	122mm/4,8"	127mm/5,0"	120mm/4,72"	4,0bar/58,0psi	120	175mm/6,89"	6,35mm/1/4"	1,5kg/3,31lbs
MDSAT150	150	147mm/5,79"	153mm/6,02"	146mm/5,75"	4,0bar/58,0psi	140	181mm/7,13"	6,35mm/1/4"	2,0kg/4,41lbs
MDSAT200	200	197mm/7,76"	202mm/7,95"	194mm/7,64"	3,0bar/43,5psi	145	181mm/7,13"	6,35mm/1/4"	3,0kg/6,61lbs
MDSAT250	250	247mm/9,72"	252mm/9,92"	245mm/9,65"	2,0bar/29,0psi	150	187mm/7,36"	6,35mm/1/4"	4,0kg/8,82lbs
MDSAT300	300	297mm/11,69"	302mm/11,89"	295mm/11,61"	2,0bar/29,0psi	160	187mm/7,36"	6,35mm/1/4"	5,0kg/11,02lbs
MDSAT350	350	347mm/13,66"	352mm/13,86"	345mm/13,58"	2,0bar/29,0psi	160	187mm/7,36"	6,35mm/1/4"	6,0kg/13,23lbs
MDSAT400	400	397mm/15,63"	402mm/15,83"	395mm/15,55"	2,0bar/29,0psi	160	187mm/7,36"	6,35mm/1/4"	7,0kg/15,43lbs
MDSAT450	450	447mm/17,6"	452mm/17,8"	445mm/17,52"	1,0bar/14,5psi	180	187mm/7,36"	6,35mm/1/4"	8,0kg/17,64lbs
MDSAT500	500	497mm/19,57"	502mm/19,76"	495mm/19,49"	1,0bar/14,5psi	180	187mm/7,36"	6,35mm/1/4"	9,0kg/19,84lbs
MDSAT550	550	547mm/21,54"	552mm/21,73"	545mm/21,46"	0,5bar/7,25psi	180	187mm/7,36"	6,35mm/1/4"	9,5kg/20,94lbs
MDSAT600	600	597mm/23,5"	602mm/23,7"	595mm/23,43"	0,5bar/7,25psi	180	187mm/7,36"	6,35mm/1/4"	10,0kg/22,05lbs

HIGH PRESSURE DOUBLE SEAL PIPE PLUGS



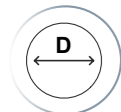
Customizable -
Modified Upon
Customers Needs



High
Pressure

Product Description

High Pressure Double Seal Pipe Plugs are designed for creating an airtight seal inside pipes before purging, particularly useful for small pipe diameters and prolonged applications. They are made of galvanized steel and have a double seal design that enhances their effectiveness.



6mm to
300mm



Back Pressure
4 to 12 Bar



Material
Choice



-40/+130 °C



Corrosion
Resistant



Safe
Operation

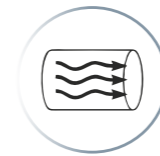


Light
Weight

HIGH PRESSURE DOUBLE SEAL PIPE TEST PLUGS



Customizable -
Modified Upon
Customers Needs



With
Bypass



High
Pressure

Product Description

High Pressure Double Seal Pipe Test Plugs are designed for pipe testing, creating an airtight seal and shutting off small pipe diameters. They are suitable for prolonged use, made from galvanized steel and have a double seal design which makes them reliable and effective. They are safe to use in conditions where the flow needs to continue or be diverted during pipe repair.



6mm to
300mm



Back Pressure
4 to 12 Bar



Material
Choice



-40/+130 °C



Corrosion
Resistant



Safe
Operation



Light
Weight

HIGH PRESSURE DOUBLE SEAL PIPE PLUGS (4 bar/58 psi - 12 bar/174 psi)

Product Code	Nominal Size (mm)	Min. Pipe Inner Dia. to be tested (mm/inch)	Max. Pipe Inner Dia. to be tested (mm/inch)	Product Diameter (mm/inch)	Back Pressure (bar/psi)	Tightening Torque (N.m)	Total Length of Product (mm/inch)	Product Weight (kg/lbs)
MDSHP6	6	6mm/0,24"	6,5mm/0,26"	5,5mm/0,22"	12,0bar/174,0psi	H.T	78mm/3,07"	0,1kg/0,22lbs
MDSHP10	10	9mm/0,35"	10mm/0,39"	8,5mm/0,33"	12,0bar/174,0psi	H.T	78mm/3,07"	0,15kg/0,33lbs
MDSHP12	12	12mm/0,47"	13mm/0,51"	11mm/0,43"	12,0bar/174,0psi	H.T	78mm/3,07"	0,18kg/0,4lbs
MDSHP15	15	15mm/0,59"	15mm/0,59"	14mm/0,55"	12,0bar/174,0psi	H.T	98mm/3,86"	0,2kg/0,44lbs
MDSHP20	20	19mm/0,75"	20mm/0,79"	19mm/0,75"	12,0bar/174,0psi	H.T	98mm/3,86"	0,2kg/0,44lbs
MDSHP30	30	29mm/1,14"	32mm/1,26"	27mm/1,06"	12,0bar/174,0psi	40	112mm/4,41"	0,3kg/0,66lbs
MDSHP38	38	37mm/1,46"	40mm/1,57"	35mm/1,38"	12,0bar/174,0psi	50	114mm/4,49"	0,4kg/0,88lbs
MDSHP50	50	49mm/1,93"	51mm/2,01"	47mm/1,85"	12,0bar/174,0psi	60	137mm/5,39"	0,5kg/1,1lbs
MDSHP60	60	58mm/2,28"	61mm/2,4"	57mm/2,24"	12,0bar/174,0psi	60	157mm/6,18"	0,8kg/1,76lbs
MDSHP75	75	74mm/2,91"	77mm/3,03"	72mm/2,83"	12,0bar/174,0psi	85	162mm/6,38"	1,5kg/3,31lbs
MDSHP100	100	98mm/3,86"	102mm/4,02"	95mm/3,74"	10,0bar/145,0psi	150	162mm/6,38"	2,0kg/4,41lbs
MDSHP125	125	122mm/4,8"	127mm/5,0"	120mm/4,72"	8,0bar/116,0psi	180	162mm/6,38"	2,5kg/5,51lbs
MDSHP150	150	147mm/5,79"	153mm/6,02"	146mm/5,75"	6,0bar/87,0psi	200	165mm/6,5"	3,0kg/6,61lbs
MDSHP200	200	197mm/7,76"	202mm/7,95"	194mm/7,64"	6,0bar/87,0psi	200	165mm/6,5"	5,0kg/11,02lbs
MDSHP250	250	247mm/9,72"	252mm/9,92"	245mm/9,65"	5,0bar/72,5psi	200	168mm/6,61"	7,0kg/15,43lbs
MDSHP300	300	297mm/11,69"	302mm/11,89"	295mm/11,61"	4,0bar/58,0psi	200	168mm/6,61"	9,0kg/19,84lbs

HIGH PRESSURE DOUBLE SEAL PIPE TEST PLUGS (4 bar/58 psi - 12 bar/174 psi)

Product Code	Nominal Size (mm)	Min. Pipe Inner Dia. to be tested (mm/inch)	Max. Pipe Inner Dia. to be tested (mm/inch)	Product Diameter (mm/inch)	Back Pressure (bar/psi)	Tightening Torque (N.m)	Total Length of Product (mm/inch)	Bypass Diameter (inch)	Product Weight (kg/lbs)
MDSHTP6	6	6mm/0,24"	6,5mm/0,26"	5,5mm/0,22"	12,0bar/174psi	H.T	78mm/3,07"	6,35mm/1/4"	0,1kg/0,22lbs
MDSHTP10	10	9mm/0,35"	10mm/0,39"	8,5mm/0,33"	12,0bar/174psi	H.T	78mm/3,07"	6,35mm/1/4"	0,15kg/0,33lbs
MDSHTP12	12	12mm/0,47"	13mm/0,51"	11mm/0,43"	12,0bar/174psi	H.T	78mm/3,07"	6,35mm/1/4"	0,18kg/0,4lbs
MDSHTP15	15	15mm/0,59"	15mm/0,59"	14mm/0,55"	12,0bar/174psi	H.T	98mm/3,86"	6,35mm/1/4"	0,2kg/0,44lbs
MDSHTP20	20	19mm/0,75"	20mm/0,79"	19mm/0,75"	12,0bar/174psi	H.T	98mm/3,86"	6,35mm/1/4"	0,2kg/0,44lbs
MDSHTP30	30	29mm/1,14"	32mm/1,26"	27mm/1,06"	12,0bar/174psi	40	112mm/4,41"	6,35mm/1/4"	0,3kg/0,66lbs
MDSHTP38	38	37mm/1,46"	40mm/1,57"	35mm/1,38"	12,0bar/174psi	50	114mm/4,49"	6,35mm/1/4"	0,4kg/0,88lbs
MDSHTP50	50	49mm/1,93"	51mm/2,01"	47mm/1,85"	12,0bar/174psi	60	137mm/5,39"	6,35mm/1/4"	0,5kg/1,1lbs
MDSHTP60	60	58mm/2,28"	61mm/2,4"	57mm/2,24"	12,0bar/174psi	60	157mm/6,18"	6,35mm/1/4"	0,8kg/1,76lbs
MDSHTP75	75	74mm/2,91"	77mm/3,03"	72mm/2,83"	12,0bar/174psi	85	162mm/6,38"	6,35mm/1/4"	1,5kg/3,31lbs
MDSHTP100	100	98mm/3,86"	102mm/4,02"	95mm/3,74"	10,0bar/145psi	150	162mm/6,38"	6,35mm/1/4"	2,0kg/4,41lbs
MDSHTP125	125	122mm/4,8"	127mm/5,0"	120mm/4,72"	8,0bar/116psi	180	162mm/6,38"	6,35mm/1/4"	2,5kg/5,51lbs
MDSHTP150	150	147mm/5,79"	153mm/6,02"	146mm/5,75"	6,0bar/87psi	200	165mm/6,5"	6,35mm/1/4"	3,0kg/6,61lbs
MDSHTP200	200	197mm/7,76"	202mm/7,95"	194mm/7,64"	6,0bar/87psi	200	165mm/6,5"	6,35mm/1/4"	5,0kg/11,02lbs
MDSHTP250	250	247mm/9,72"	252mm/9,92"	245mm/9,65"	5,0bar/72,5psi	200	168mm/6,61"	6,35mm/1/4"	7,0kg/15,43lbs
MDSHTP300	300	297mm/11,69"	302mm/11,89"	295mm/11,61"	4,0bar/58psi	200	168mm/6,61"	6,35mm/1/4"	9,0kg/19,84lbs

**CP
PLUGLINE**

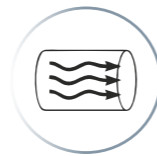
**MULTI SIZE
MANHOLE PIPE
TEST PLUGS**

**LOW BACK
PRESSURE
PIPE TEST PLUGS**

MULTI SIZE MANHOLE PIPE TEST PLUGS



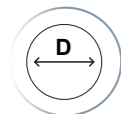
Customizable -
Modified Upon
Customers Needs



With
Bypass

Product Description

Designed for sealing of manholes. Mainly used for testing sealing of manholes. They are ideal for pipe testing, and they are safe to use in conditions where the flow must continue or be diverted during pipe repair.



600mm to
1050mm



Working
Pressure
1,5 Bar



Back Pressure
0,5 Bar



Material
Choice



-40/+70 °C



Corrosion
Resistant



Safe
Operation



Light
Weight

MULTI SIZE MANHOLE PIPE TEST PLUGS (1,5 bar/21,75 psi)

Product Code	Nominal Size (mm)	Min. Pipe Inner Dia. to be tested (mm/inch)	Max. Pipe Inner Dia. to be tested (mm/inch)	Max. Working Pressure (bar/psi)	Product Diameter (mm/inch)	Total Length of Product (mm/inch)	Bypass Diameter (mm/inch)	Product Weight (kg/lbs)
MSMTP600650/A	600-650	600mm/23,62"	650mm/25,59"	1,5bar/21,75psi	580mm/22,83"	250mm/9,84"	2x6,35mm/2x1/4"	5,0kg/11,02lbs
MSMTP600650/B	600-650	600mm/23,62"	650mm/25,59"	1,5bar/21,75psi	580mm/22,83"	250mm/9,84"	50,80mm/2"	5,5kg/12,12lbs
MSMTP800850/A	800-850	800mm/31,49"	850mm/33,46"	1,5bar/21,75psi	780mm/30,70"	250mm/9,84"	2x6,35mm/2x1/4"	7,0kg/15,43lbs
MSMTP800850/B	800-850	800mm/31,49"	850mm/33,46"	1,5bar/21,75psi	780mm/30,70"	250mm/9,84"	50,80mm/2"	7,5kg/16,53lbs
MSMTP10001050/A	1000-1050	1000mm/39,37"	1050mm/41,33"	1,5bar/21,75psi	980mm/38,58"	250mm/9,84"	2x6,35mm/2x1/4"	9,0kg/19,84lbs
MSMTP10001050/B	1000-1050	1000mm/39,37"	1050mm/41,33"	1,5bar/21,75psi	980mm/38,58"	250mm/9,84"	50,80mm/2"	9,5kg/20,94lbs

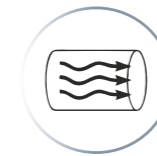
BACK PRESSURE IN CONCRETE DRY PIPE

PLUGLINE Multi Size Manhole Pipe Test Plugs have 0,2 Bar (2,90 psi) Back Pressure in concrete dry pipe for every size of product.

LOW BACK PRESSURE PIPE TEST PLUGS



Customizable -
Modified Upon
Customers Needs



With
Bypass

Product Description

Used for pipe joint air leak testing and blanking off. Utilized to seal pipes that will not be used for a while in order to protect them from dust and debris that may enter from outside during the manufacturing process. They are suitable for pipe testing and are safe to use in situations where the flow must continue or be redirected during pipe repair.



300mm to
1100mm



Working
Pressure
1,5 Bar



Back Pressure
0,02 Bar



Material
Choice



-40/+70 °C



Corrosion
Resistant



Safe
Operation



Light
Weight

LOW BACK PRESSURE PIPE TEST PLUGS (1,5 bar/21,75 psi)

Product Code	Nominal Size (mm)	Min. Pipe Inner Dia. to be tested (mm/inch)	Max. Pipe Inner Dia. to be tested (mm/inch)	Max. Working Pressure (bar/psi)	Product Diameter (mm/inch)	Total Length of Product (mm/inch)	Bypass Diameter (mm/inch)	Product Weight (kg/lbs)
LBTP300400	300-400	300mm/11,81"	400mm/15,75"	1,5bar/21,75psi	280mm/11,02"	250mm/9,84"	2x6,35mm/2x1/4"	2,0kg/4,41lbs
LBTP400500	400-500	400mm/15,75"	500mm/19,69"	1,5bar/21,75psi	380mm/14,96"	250mm/9,84"	2x6,35mm/2x1/4"	3,0kg/6,61lbs
LBTP500600	500-600	500mm/19,69"	600mm/23,62"	1,5bar/21,75psi	480mm/18,9"	250mm/9,84"	2x6,35mm/2x1/4"	4,0kg/8,82lbs
LBTP600700	600-700	600mm/23,62"	700mm/27,56"	1,5bar/21,75psi	580mm/22,83"	250mm/9,84"	2x6,35mm/2x1/4"	5,0kg/11,02lbs
LBTP700800	700-800	700mm/27,56"	800mm/31,5"	1,5bar/21,75psi	680mm/26,77"	250mm/9,84"	2x6,35mm/2x1/4"	6,0kg/13,23lbs
LBTP800900	800-900	800mm/31,5"	900mm/35,43"	1,5bar/21,75psi	780mm/30,71"	250mm/9,84"	2x6,35mm/2x1/4"	7,0kg/15,43lbs
LBTP9001100	900-1100	900mm/35,43"	1100mm/43,31"	1,5bar/21,75psi	880mm/34,65"	250mm/9,84"	2x6,35mm/2x1/4"	8,0kg/17,64lbs

INFLATABLE LIFTING BAGS

INFLATABLE LEAK SEALING BAGS

CPUGLINE

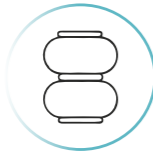


INFLATABLE LIFTING BAG

INFLATABLE LIFTING BAG



Customizable -
Modified Upon
Customers Needs



Max Lifters Placed
on Each Other 2



Product Description

They are air-powered bags that are employed in the lifting, spreading, and fastening of weights. Used by rescue and recovery teams across the world to transport large objects after natural disasters, as well as in car and train accidents. Being commonly utilized for stone block removal and cracking during installation and remote maintenance of various sorts of pipelines and rescue services.



Working Pressure
8 and 12 Bar



Max Lifting H.
75mm to
550mm



Max Lifting Thrust
0,8 to 109.5t



Material Choice



-40/+70 °C



Corrosion Resistant



Safe Operation



Light Weight



INFLATABLE LIFTING BAGS (8 bar/116.03 psi)

Product Code	Dimension			Max. Lifting Capacity (t)	Working Pressure (bar/psi)	Handles	Air Requirement (t)	Inflation Time (sec)	Weight (kg/lbs)	Lifting Capacity	
	Length (mm/inch)	Width (mm/inch)	Thickness (mm/inch)							Height (mm/inch)	Capacity (ton)
ILB80029	140mm/5.51"	140mm/5.51"	23mm/0.91"	0.8t	8bar/116.03psi	X	2.9	0.5	0.4kg/0.88lbs	25mm/0.98"	0.8t
										50mm/1.96"	0.5t
										75mm/2.95"	0.14t
ILB80155	260mm/10.23"	260mm/10.23"	23mm/0.91"	3.2t	8bar/116.03psi	X	15.5	1,3	1.0kg/2.2lbs	25mm/0.98"	3.2t
										50mm/1.97"	2.2t
										75mm/2.95"	1.2t
										100mm/3.94"	0.65t
ILB80400	300mm/11.81"	300mm/11.81"	23mm/0.91"	6t	8bar/116.03psi	4	40	2	2.0kg/4.4lbs	25mm/0.98"	6t
										50mm/1.97"	4t
										100mm/3.94"	1.5t
ILB80085	380mm/14.96"	380mm/14.96"	23mm/0.91"	7.8t	8bar/116.03psi	4	85	5	3.8kg/8.37lbs	150mm/5.91"	0.45t
										50mm/1.97"	7.8t
										100mm/3.94"	4.5t
ILB80115	300mm/11.81"	300mm/11.81"	25mm/0.98"	7.8t	8bar/116.03psi	4	115	8	4.0kg/8.82lbs	150mm/5.91"	2t
										215mm/8.46"	0.4t
										50mm/1.97"	7.8t
ILB80198	500mm/19.68"	500mm/19.68"	25mm/0.98"	18t	8bar/116.03psi	4	198	12	6.4kg/14.1lbs	100mm/3.94"	4.5t
										150mm/5.91"	2t
										215mm/8.46"	0.4t
										250mm/9.84"	3.5t
										290mm/11.42"	2t
										50mm/1.97"	24t
100mm/3.94"	19t										
ILB80215	330mm/12.99"	330mm/12.99"	25mm/0.98"	24t	8bar/116.03psi	4	215	12	9.1kg/20.05lbs	200mm/7.87"	10t
										300mm/11.81"	2.6t
										350mm/13.78"	1.8t
										50mm/1.97"	24t
										100mm/3.94"	19t
										200mm/7.87"	10t
ILB80320	600mm/23.62"	600mm/23.62"	25mm/0.98"	24t	8bar/116.03psi	4	320	20	9.8kg/21.59lbs	300mm/11.81"	2.6t
										350mm/13.78"	1.8t
										50mm/1.97"	24t
										100mm/3.94"	19t
										200mm/7.87"	10t
										300mm/11.81"	2.6t
ILB80630	700mm/27.56"	700mm/27.56"	25mm/0.98"	40t	8bar/116.03psi	4	630	30	13.5kg/29.75lbs	350mm/13.78"	2t
										50mm/1.97"	45t
										100mm/3.94"	27t
										200mm/7.87"	14t
										300mm/11.81"	5t
										350mm/13.78"	2t
ILB80945	800mm/35.43"	800mm/35.43"	25mm/0.98"	45t	8bar/116.03psi	4	945	53	17.8kg/39.23lbs	50mm/1.97"	45t
										100mm/3.94"	36t
										200mm/7.87"	22.5t
										300mm/11.81"	11.5t
										400mm/15.75"	5t
										450mm/17.72"	2t
ILB81450	900mm/35.43"	900mm/35.43"	25mm/0.98"	60t	8bar/116.03psi	4	1450	70	21.0kg/46.28lbs	50mm/1.97"	60t
										100mm/3.94"	48t
										200mm/7.87"	30t
										300mm/11.81"	15t
										400mm/15.75"	6t
										500mm/19.69"	2t
ILB81580	1000mm/39.37"	1000mm/39.37"	25mm/0.98"	73t	8bar/116.03psi	4	1580	90	24.5kg/53.99lbs	50mm/1.97"	73t
										100mm/3.94"	58t
										200mm/7.87"	36t
										300mm/11.81"	18t
										400mm/15.75"	7.2t
										500mm/19.69"	2.5t
										550mm/21.65"	1t

INFLATABLE LIFTING BAGS (12 bar/174.04 psi)

Product Code	Dimension			Max. Lifting Capacity (t)	Working Pressure (bar/psi)	Handles	Air Requirement (ft)	Inflation Time (sec)	Weight (kg/lbs)	Lifting Capacity	
	Length (mm/inch)	Width (mm/inch)	Thickness (mm/inch)							Height (mm/inch)	Capacity (ton)
ILB120029	140mm/5.51"	140mm/5.51"	23mm/0.91"	1.2t	12bar/174.04psi	X	2.9	0.5	0.4kg/0.88lbs	25mm/0.98"	1.2t
										50mm/1.96"	0.75t
										75mm/2.95"	0.21t
ILB120155	260mm/10.23"	260mm/10.23"	23mm/0.91"	4.8t	12bar/174.04psi	X	15.5	1.3	1.0kg/2.2lbs	25mm/0.98"	4.8t
										50mm/1.97"	3.3t
										75mm/2.95"	1.8t
										100mm/3.94"	0.975t
										125mm/4.92"	0.45t
ILB120400	300mm/11.81"	300mm/11.81"	23mm/0.91"	9t	12bar/174.04psi	4	40	2	2.0kg/4.4lbs	25mm/0.98"	9t
										50mm/1.97"	6t
										100mm/3.94"	2.25t
										150mm/5.91"	0.675t
										50mm/1.97"	11.7t
ILB120085	380mm/14.96"	380mm/14.96"	23mm/0.91"	11.7t	12bar/174.04psi	4	85	5	3.8kg/8.37lbs	100mm/3.94"	6.75t
										150mm/5.91"	3t
										215mm/8.46"	0.6t
										50mm/1.97"	11.7t
										100mm/3.94"	6.75t
ILB120115	300mm/11.81"	300mm/11.81"	25mm/0.98"	11.7t	12bar/174.04psi	4	115	8	4.0kg/8.82lbs	100mm/3.94"	6.75t
										150mm/5.91"	3t
										215mm/8.46"	0.6t
										50mm/1.97"	11.7t
										100mm/3.94"	6.75t
ILB120198	500mm/19.68"	500mm/19.68"	25mm/0.98"	27t	12bar/174.04psi	4	198	12	6.4kg/14.1lbs	150mm/5.91"	12t
										200mm/7.87"	7.5t
										250mm/9.84"	5.25t
										290mm/11.42"	3t
										50mm/1.97"	36t
										100mm/3.94"	28.5t
										200mm/7.87"	15t
ILB120215	330mm/12.99"	330mm/12.99"	25mm/0.98"	36t	12bar/174.04psi	4	215	12	9.1kg/20.05lbs	300mm/11.81"	3.9t
										350mm/13.78"	2.7t
										50mm/1.97"	36t
										100mm/3.94"	28.5t
										200mm/7.87"	15t
										300mm/11.81"	3.9t
										350mm/13.78"	2.7t
ILB120320	600mm/23.62"	600mm/23.62"	25mm/0.98"	36t	12bar/174.04psi	4	320	20	9.8kg/21.59lbs	50mm/1.97"	60t
										100mm/3.94"	40.5t
										200mm/7.87"	21t
										300mm/11.81"	7.5t
										350mm/13.78"	2.7t
										50mm/1.97"	60t
										100mm/3.94"	40.5t
ILB120630	700mm/27.56"	700mm/27.56"	25mm/0.98"	60t	12bar/174.04psi	4	630	30	13.5kg/29.75lbs	200mm/7.87"	21t
										300mm/11.81"	7.5t
										350mm/13.78"	2.7t
										50mm/1.97"	67.5t
										100mm/3.94"	54t
										200mm/7.87"	33.75t
										300mm/11.81"	17.25t
ILB120945	800mm/35.43"	800mm/35.43"	25mm/0.98"	67.5t	12bar/174.04psi	4	945	53	17.8kg/39.23lbs	400mm/15.75"	7.5t
										450mm/17.72"	3t
										50mm/1.97"	90t
										100mm/3.94"	72t
										200mm/7.87"	45t
										300mm/11.81"	22.5t
										400mm/15.75"	9t
ILB121450	900mm/35.43"	900mm/35.43"	25mm/0.98"	90t	12bar/174.04psi	4	1450	70	21.0kg/46.28lbs	500mm/19.69"	3t
										50mm/1.97"	109.5t
										100mm/3.94"	87t
										200mm/7.87"	54t
										300mm/11.81"	27t
										400mm/15.75"	10.8t
										500mm/19.69"	3.75t
ILB121580	1000mm/39.37"	1000mm/39.37"	25mm/0.98"	109.5t	12bar/174.04psi	4	1580	90	24.5kg/53.99lbs	550mm/21.65"	1.5t
										50mm/1.97"	109.5t
										100mm/3.94"	87t
										200mm/7.87"	54t
										300mm/11.81"	27t



PLUGLINE

PROTECTIVE SLEEVES



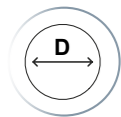
PROTECTIVE SLEEVES

Product Description

PLUGLINE Protective Sleeves are designed and used to cover pipe stoppers. They are required to protect stoppers and to prevent surface cuts from sharp objects. PLUGLINE Protective Sleeves have no influence on the back pressure of pipe stoppers.



Customizable -
Modified Upon
Customers Needs



50mm to
2400mm



Material
Choice



-40/+70 °C



Corrosion
Resistant



Safe
Operation



Light
Weight



Flexible and
Easily Guided

Product Code	Nominal Size (mm)	Product Weight (kg/lbs)
PS50100	50-100	0,2kg/0,44lbs
PS70150	70-150	0,3kg/0,66lbs
PS100200	100-200	0,4kg/0,88lbs
PS150300	150-300	0,6kg/1,32lbs
PS200400	200-400	1,8kg/3,96lbs
PS200500	200-500	2,4kg/4,49lbs
PS300600	300-600	3,7kg/8,15lbs
PS375750	375-750	6,0kg/13,22lbs
PS5001000	500-1000	8,0kg/17,63lbs
PS6001200	600-1200	12,0kg/26,45lbs
PS5001200	500-1200	11,0kg/24,25lbs
PS6001600	600-1600	17,0kg/37,47lbs
PS8002200	800-2200	28,0kg/61,71lbs
PS12002400	1200-2400	32,0kg/70,52lbs

PROTECTIVE SLEEVES



A. FOOT PUMPS

- Foot pumps are used for inflating small size inflatable products by using foot-power.
- Inflatable products are inflated by the piston used in the pumps.
- Applying pressure can be read from the gauge that attached the Foot Pumps.

Product Code
FP



A. FOOT PUMPS WITH DOUBLE PISTONS

- Foot pumps are used for inflating small size inflatable products by using foot-power.
- Inflatable products are inflated by the double pistons used in the pumps.
- Applying pressure can be read from the gauge that attached to the Foot Pumps.

Product Code
FPDP



B. MANUAL PUMPS

- Manual Pumps are designed and used for inflating our inflatable products by using hand-power.
- Applying pressure can be read from the gauge that attached to the Manual Pumps.

Product Code
HP



C. MANUAL PUMP ADAPTER

- Manual Pump Adapters are designed and used for adjusting air entry through to inside the inflatable products.

Product Code
MPA



D. AIR TEST ADAPTER

- Air Test Adapters are designed and used as inflating hose and used for testing applying pressures to our inflatable products.
- Applying pressure can be read from the gauge that attached to the hoses that belong to Air Test Adapters.

Product Code	Thread Size (mm/inch)	Type (mm/inch)
ATA1	25,40mm/1"	2x6,35mm/2x1/4"
ATA2	50,80mm/2"	2x6,35mm/2x1/4"
ATA4	101,60mm/4"	2x6,35mm/2x1/4"
ATA6	152,40mm/6"	2x25,40mm/2x1"



E. AIR FILLING APPARATUSES WITH GAUGE

- Air Filling Apparatuses with Gauge allow to fill inflatable products and measure applying pressure.

Product Code	Dial (bar/psi)
AFAWG001	16,0 bar / 232,06 psi



F. INFLATION CONTROLLERS

- PLUGLINE Inflation Controllers are designed and used to read applying pressures to our inflatable products.
- Applying pressure can be read from the PLUGLINE Inflation Controllers.

SPECIFICATIONS TABLE ACCORDING TO PRESSURE DIAL OF GAUGE

Product Code	Pressure Dial of Gauge (bar/psi)
IC10	1,0 bar/14,0 psi
IC15	1,5 bar/21,75 psi
IC25	2,5 bar/36,25 psi
IC30	2,5 bar/36,25 psi
IC60	6,0 bar/87,02 psi
IC80	8,0 bar/116,03 psi
IC120	12,0 bar/174,04 psi
IC200	20,0 bar/280,0 psi
IC220	22,0 bar/308,0 psi



G. INFLATION HOSES

Inflation Hoses for High Pressure (Up to 30bar)

Standard Inflation Hoses (Up to 12 bar)

Product Code	Inner Diameter (mm/inch)	Length of Hose (m/inch)	Product Code	Inner Diameter (mm/inch)	Length of Hose (m/inch)
IH106	10mm/0,39"	6m / 236,22"	IHH106	10mm/0,39"	6m/236,22"
IH1012	10mm/0,39"	12m / 472,44"	IHH1012	10mm/0,39"	12m/472,44"
IH1015	10mm/0,39"	15m / 590,55"	IHH1015	10mm/0,39"	15m / 590,55"
IH1020	10mm/0,39"	20m / 787,40"	IHH1020	10mm/0,39"	20m / 787,40"
IH1030	10mm/0,39"	30m / 1118,10"	IHH1030	10mm/0,39"	30m / 1118,10"
IH1050	10mm/0,39"	50m / 1968,50"	IHH1050	10mm/0,39"	50m / 1968,50"
IH10100	10mm/0,39"	100m / 3937,01"	IHH10100	10mm/0,39"	100m / 3937,01"



- PLUGLINE Inflation Hoses are designed and used to apply pressures to our inflatable products.

H. ROPE COATED INFLATION HOSES

- PLUGLINE Rope Coated Inflation Hoses are designed and used to apply pressures to our inflatable products.
- The hooks and the rope around the hoses provide security. This product is used in case of heavy duty.

SPECIFICATIONS TABLE ACCORDING TO LENGTH OF HOSE

Product Code	Inner Diameter (mm/inch)	Length of Hose (m/inch)
RCIH106	10mm/0,39"	6m/236,22"
RCIH1012	10mm/0,39"	12m/472,44"




I. PUSH RODS

- PLUGLINE Push Rods are designed and used to locating plug or any inflatable product to wanting position in pipe or somewhere else.

SPECIFICATIONS TABLE ACCORDING TO LENGTH OF HOSE

Product Code	Length of Stick (m/inch)
PR6	0,6m/23,62"
PR10	1m/39,37"
PR15	1,5m/59,05"
PR20	2m/78,74"
PR30	3m/76,2"



J. AIR AND WATER TEST ADAPTER

- PLUGLINE Air and Water Test Adapters are designed and used to measure pressures of pipeline systems. They are usually used while testing of locating leakages of pipeline systems with air or water and it is used as a fitting that connecting gauge and compressor hose.

SPECIFICATIONS TABLE ACCORDING TO THREAD SIZE

Product Code	Thread Size (mm/inch)
AWTA1	25,40 mm / 1"
AWTA2	50,80 mm / 2"
AWTA3	76,20 mm / 3"
AWTA4	101,60 mm / 4"
AWTA6	152,40 mm / 6"



K. WATER HOSES

- PLUGLINE Water Hoses are designed and used to transfer water or liquid to desired location.

SPECIFICATIONS TABLE ACCORDING TO THREAD SIZE

Product Code	Thread Size (mm/inch)	Hose Length (m/inch)
WH1	25,40 mm / 1"	10 m / 393,70"
WH2	50,80 mm / 2"	10 m / 393,70"
Wh3	76,20 mm / 3"	10 m / 393,70"
WH4	101,60 mm / 4"	10 m / 393,70"
WH6	152,40 mm / 6"	10 m / 393,70"



L. AIR TEST HOSES WITH MANOMETER

- PLUGLINE Air Test Hoses with Manometer allow to measure pressure inside of pipelines with read back function while testing with air.

SPECIFICATIONS TABLE ACCORDING TO LENGTH OF HOSE

Product Code	Length of Hose (m/inch)
AHWM6	6 m / 236,22"
AHWM12	12 m / 472,44"



M. WATER GAUGES FOR WATER TEST

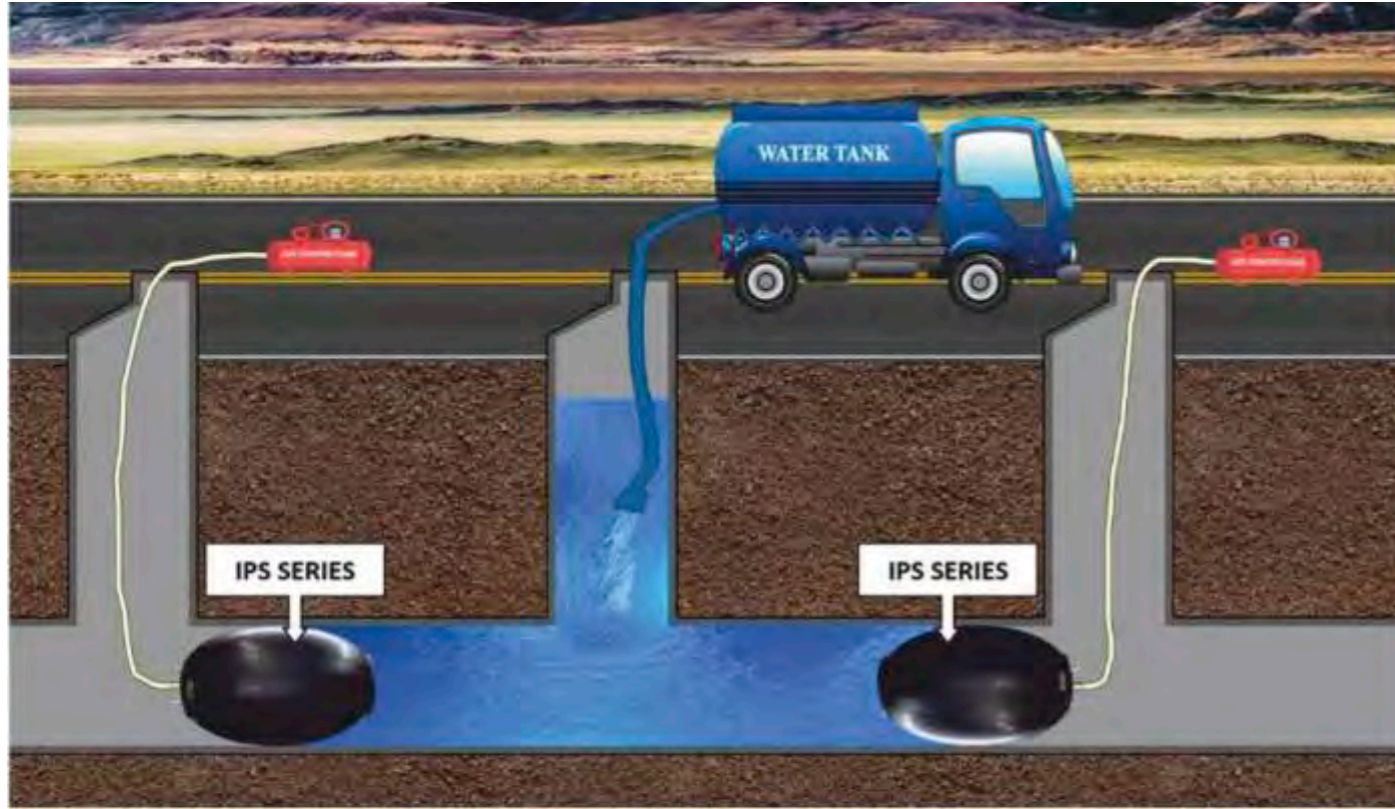
- PLUGLINE Water Gauges allow to measure pressure inside of pipelines with read back function while testing with water.

SPECIFICATIONS TABLE ACCORDING TO LENGTH OF HOSE

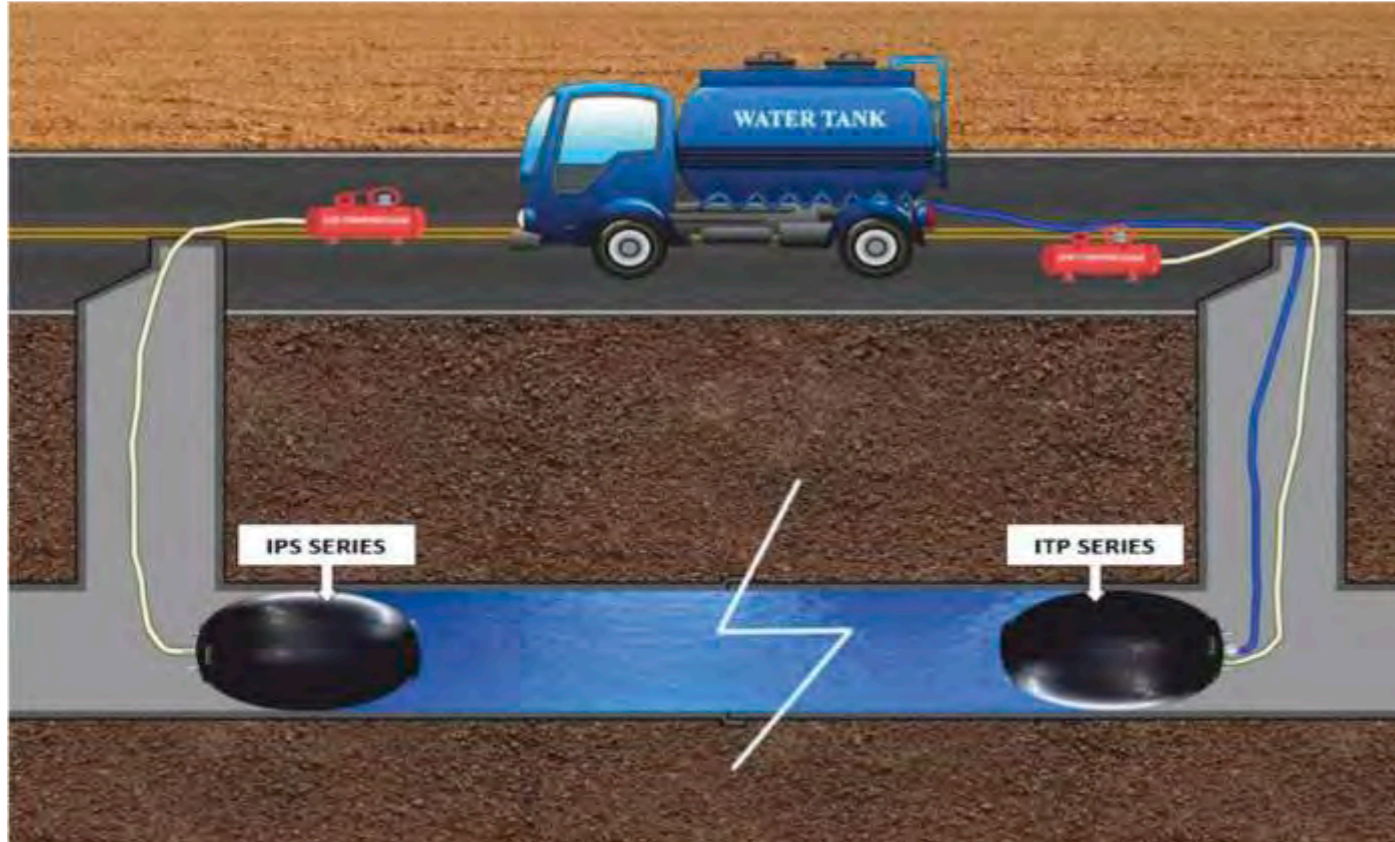
Product Code	Size (mm/inch)
WGFWT14	6,35 mm / 1/4"



APPLICATION SKETCH

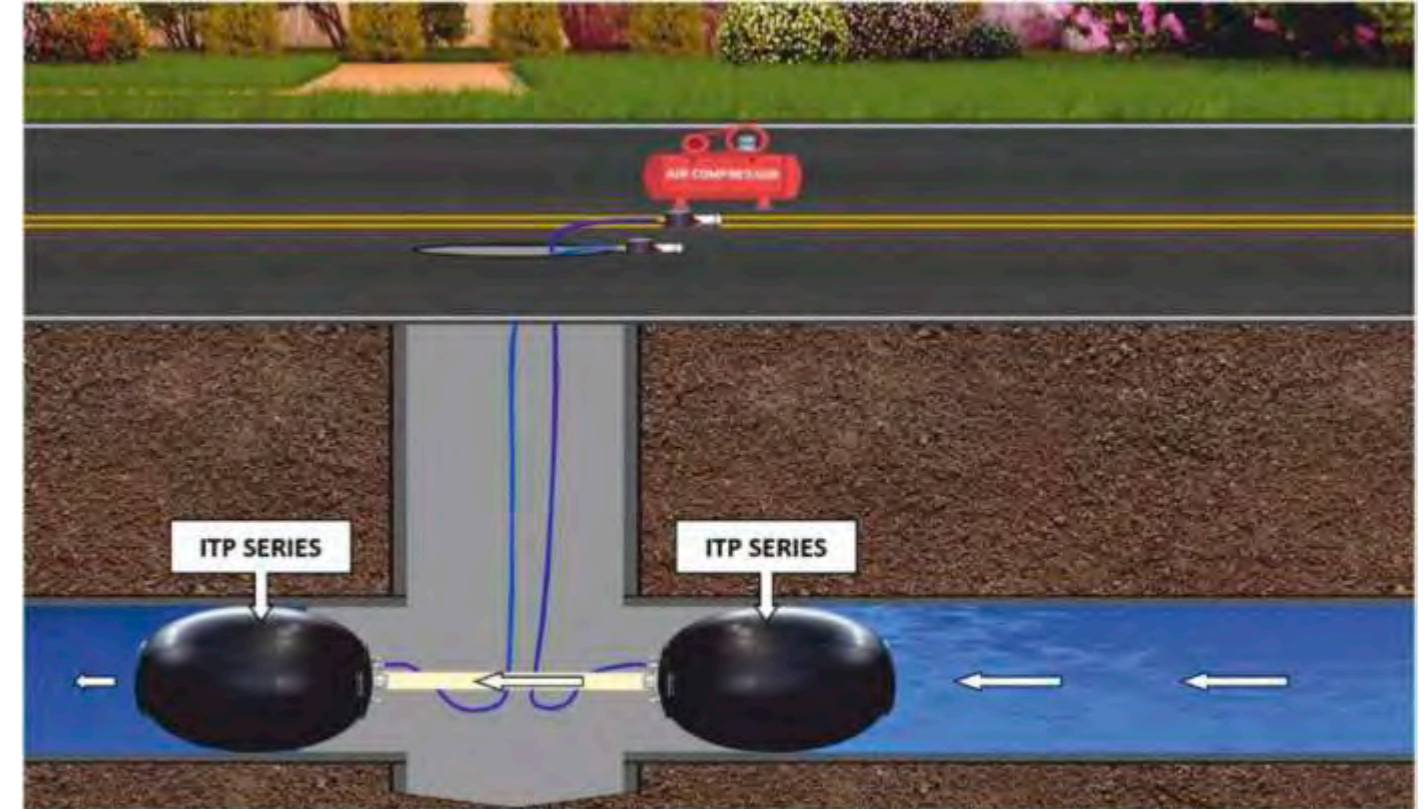


Picture-1 IPS series in pipeline water filling testing

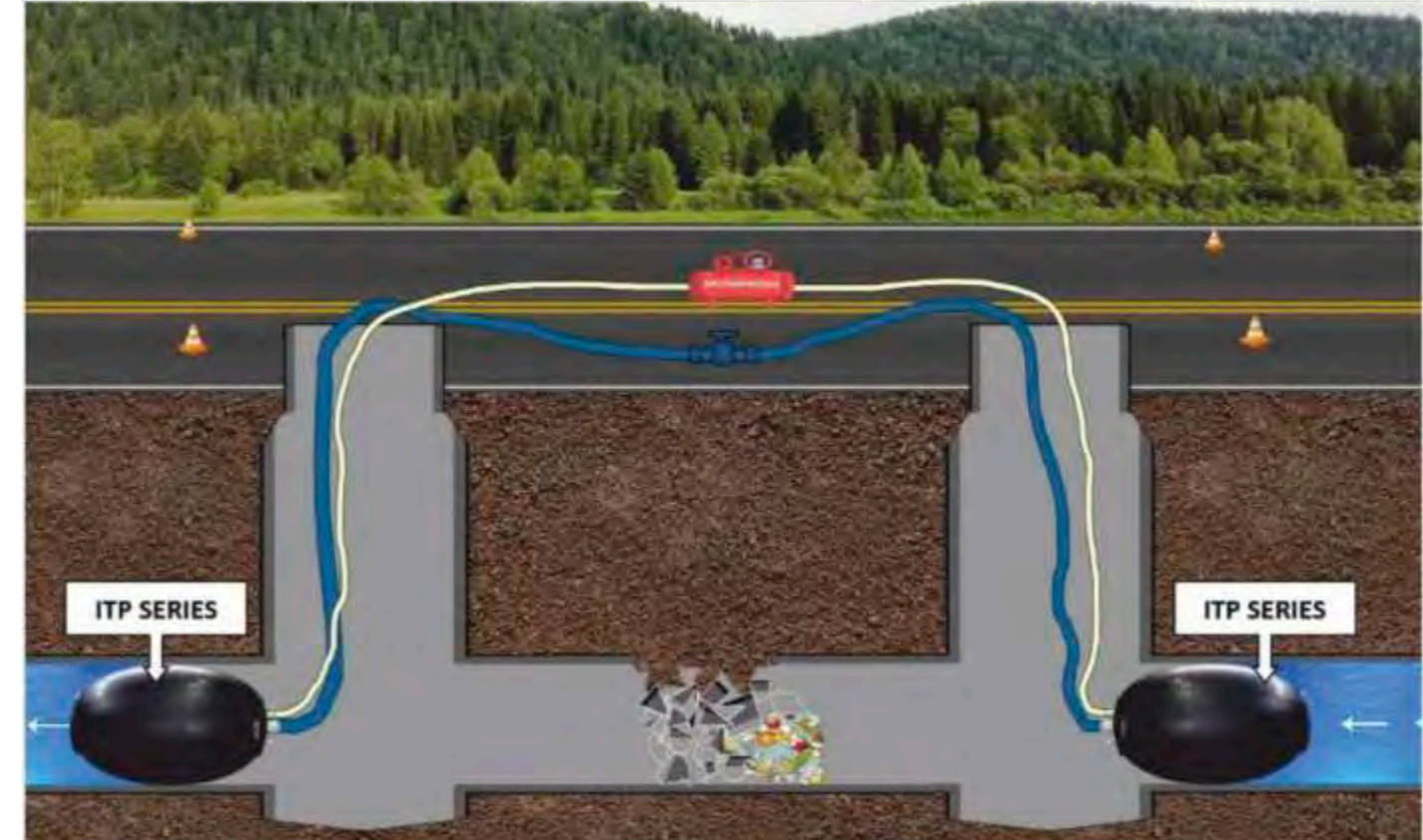


Picture-2 IPS and ITP series in pipeline drainage testing

APPLICATION SKETCH

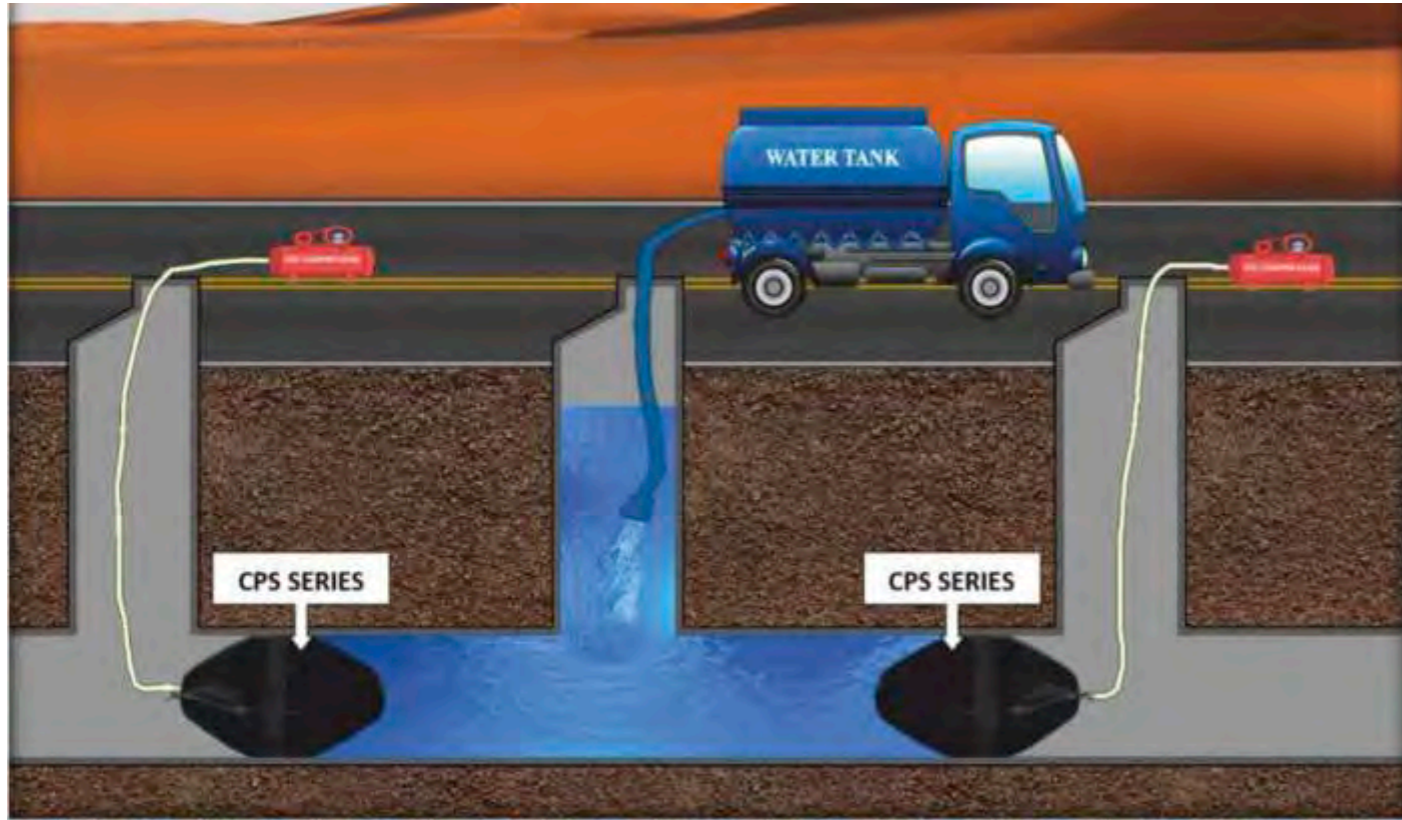


Picture-3 ITP series in pipeline bypass application sketch




Picture-4 ITP series in pipeline water leak bypassing


APPLICATION SKETCH



Picture-5 CPS series in pipeline application sketch



Picture-6 CTP series in pipeline water bypassing for cleaning



JOINT TESTER APPLICATION IN THE PIPELINE



a totalien brand

PLUGLINE



www.plugline.net



export@plugline.net

TOTALIEN ENDUSTRIYEL URUNLER SAN. TIC. LTD. STI.

Maltepe Sb Mahallesi Sarmaşık Sok.
İzmir Menemen
Deri Serbest Bölgesi Sitesi
No: 8 Menemen / İZMİR
Phone: +90 216 306 40 44